



**LANCASTER COUNTY BOARD OF COMMISSIONERS
STAFF MEETING
THURSDAY, JANUARY 4, 2024 COUNTY CITY BUILDING
ROOM 112 - CITY COUNTY CHAMBERS
8:30 A.M.**

Location Announcement of the Nebraska Open Meetings Act: A copy of the Nebraska Open Meetings Act is located on the wall at the back of the room.

AGENDA ITEM

1. APPROVAL OF STAFF MEETING MINUTES FOR DECEMBER 19, 2023

Staff Meeting Minutes for December 19, 2023

2. 8:30 A.M. – LEGISLATIVE UPDATE

Joe Kohout, Brennen Miller, and Sarah Wagelie, Kissel, Kohout, ES Associates LLC

3. 9:00 A.M. – QUARTERLY HR UPDATE

Barb McIntyre, Director, Lincoln-Lancaster County Human Resources

4. 9:30 A.M. – INSURANCE FOR COUNTY CONDUIT SYSTEM

Sue Eckley, Risk Manager; and Tom Champoux, President and Risk Consultant, UNICO

5. 9:45 A.M. - EXECUTIVE SESSION

A. Real Estate Purchase;

B. Pending Litigation;

C. Potential Litigation (Which is Imminent as Evidenced by Communication of a Claim or Threat of Litigation to or by the Public Body); and

D. Legal Advice

6. CHIEF ADMINISTRATIVE OFFICER REPORT

A. Chief Deputy Salaries

Documents:

[CAO A__County Clerk - Resolutions - Salaries for Chief Deputies.PDF](#)
[CAO A__Chief Deputy Salaries 2024.pdf](#)

7. DISCUSSION OF BOARD MEMBER MEETINGS ATTENDED

- A. Chamber Coffee
Wednesday, January 3, 2024 @ 8:00 a.m.
Vest / Yoakum

8. SCHEDULE OF BOARD MEMBER MEETINGS

- A. MPO Technical Committee
Thursday, January 4, 2024 @ 2:30 p.m.
Amundson

- B. Apace
Monday, January 8, 2024 @ 8:30 a.m.
Yoakum

- C. Region V Systems Governing Board Meeting
Monday, January 8, 2024 @ 10:15 a.m.
Yoakum

- D. YCRC
Monday, January 8, 2024 @ 12:00 p.m.
Amundson / Schulte

- E. PBC
Tuesday, January 9, 2024 @ 1:30 p.m.
Amundson / Flowerday

- F. Lincoln - Lancaster County Board of Health
Tuesday, January 9, 2024 @ 5:00 p.m.
Flowerday

- G. Lancaster County Mental Health Crisis Center Advisory
Committee
Wednesday, January 10, 2024 @ 12:00 p.m.
Yoakum

9. EMERGENCY ITEMS

10. ADJOURNMENT

**BEFORE THE BOARD OF COUNTY COMMISSIONERS
OF THE COUNTY OF LANCASTER, NEBRASKA**

**IN THE MATTER OF FIXING)
SALARIES FOR ELECTED OFFICERS') RESOLUTION NO. R-22-0122
CHIEF DEPUTIES FOR THE 2023)
CALENDAR YEAR)**

WHEREAS, Neb. Rev. Stat. § 23-1114 provides that the salaries of all deputies in the offices of the elected officers of the county shall be fixed by the county board at such times as necessity may require;

WHEREAS, Neb. Rev. Stat. § 23-1114.09 provides that the salary of one full-time deputy of the various county offices shall not be less than sixty-five percent of the county officer's salary;

WHEREAS, for Offices with one chief deputy, the Board desires that the chief deputy's salary not exceed 95% of the elected official's salary;

WHEREAS, for Offices with two chief deputies, the Board desires that the average of the two chief deputies' salaries not exceed 93.75% of the elected official's salary;

WHEREAS, for Offices with three chief deputies, the Board desires that the average of the three chief deputies' salaries not exceed 92.5% of the elected official's salary; and

WHEREAS, the Board of County Commissioners of the County of Lancaster, Nebraska, desires to fix the salaries for elected officers' chief deputies for the 2023 calendar year at the amounts set forth in Attachment "A" to this Resolution, which Attachment is attached hereto and incorporated herein by this reference;

NOW, THEREFORE, BE IT RESOLVED, by the Board of County Commissioners of the County of Lancaster, Nebraska, as follows:

- 1) The salaries for elected officials' chief deputies for the 2023 calendar year shall be fixed at the amounts provided in Attachment "A".

- 2) The salaries are effective for the pay period beginning December 15, 2022, except as otherwise provided in Attachment "A".


DATED this 20th day of December, 2022, at the County-City Building, Lincoln, Lancaster County, Nebraska.


BY THE BOARD OF COUNTY
COMMISSIONERS OF THE COUNTY
OF LANCASTER, NEBRASKA


APPROVED AS TO FORM
THIS 20th DAY OF
December, 2022.





for Patrick Condon
County Attorney











CHIEF DEPUTY SALARIES**ATTACHMENT A****Calendar Year 2023****(Effective Pay Period Beginning December 15, 2022, except as provided below)**

	2023 Salary	% of Elected Official Salary	%Change 2022 to 2023
COUNTY ATTORNEY	179,689.40	100.00%	3.00%
Christopher Turner	170,704.93	95.00%	3.00%
Dan Zieg	166,212.70	92.50%	3.00%
Chris Reid	161,720.46	90.00%	3.00%
Average		92.50%	
PUBLIC DEFENDER	179,689.40	100.00%	3.00%
Paul Cooney	170,704.93	95.00%	3.00%
Shawn Elliott	166,212.70	92.50%	3.00%
Jennifer Houlden	161,720.46	90.00%	3.00%
Average		92.50%	
COUNTY ASSESSOR / REGISTER OF DEEDS	143,603.99	100.00%	3.00%
Scott Gaines (December 15, 2022 to January 4, 2023)	136,423.79	95.00%	3.35%
Cori Beattie (on/after January 5, 2023)	126,000.00	87.74%	-4.55%
Derrick Niederklein (December 15, 2022 to January 4, 2023)	136,423.79	95.00%	3.35%
Derrick Niederklein (on/after January 5, 2023)	143,257.48	99.76%	8.53%
Average (on/after January 5, 2023)		93.75%	
COUNTY SHERIFF	155,000.00	100.00%	8.67%
Ben Houchin	147,250.00	95.00%	8.67%
COUNTY ENGINEER	145,324.07	100.00%	3.00%
John Berry	98,715.87	67.93%	3.50%
COUNTY TREASURER	112,000.00	100.00%	7.41%
Kristen Anderson	100,800.00	90.00%	3.95%
COUNTY CLERK	108,098.90	100.00%	3.00%
Vacant (on/after January 5, 2023)	102,693.96	95.00%	3.00%
Cori Beattie (December 15, 2022 to January 4, 2023)	102,693.96	95.00%	3.00%
CLERK OF DISTRICT COURT	114,543.91	100.00%	3.00%
Chuck Salem	108,816.71	95.00%	3.00%

CHIEF DEPUTY SALARIES

Calendar Year 2024

(Effective Pay Period Beginning December 14, 2023)

ATTACHMENT A

	2020 Salary	% of Elected Official Salary	%Change 2019 to 2020	2021 Salary	% of Elected Official Salary	%Change 2020 to 2021	2022 Salary	% of Elected Official Salary	%Change 2021 to 2022	2023 Salary	% of Elected Official Salary	%Change 2022 to 2023	2024 Salary	% of Elected Official Salary	%Change 2023 to 2024
COUNTY ATTORNEY	164,229.18	100.00%	2.00%	167,103.19	100.00%	1.75%	174,455.73	100.00%	4.40%	179,689.40	100.00%	3.00%	185,080.08	100.00%	3.00%
Christopher Turner	156,018.00	95.00%	2.00%	158,748.03	95.00%	1.75%	165,732.94	95.00%	4.40%	170,704.93	95.00%	3.00%	175,826.08	95.00%	3.00%
Dan Zieg	151,912.00	92.50%	2.00%	154,570.45	92.50%	1.75%	161,371.55	92.50%	4.40%	166,212.70	92.50%	3.00%	171,199.07	92.50%	3.00%
Chris Reid	147,806.00	90.00%	4.91%	150,392.87	90.00%	1.75%	157,010.16	90.00%	4.40%	161,720.46	90.00%	3.00%	166,572.07	90.00%	3.00%
Average											92.50%			92.50%	
PUBLIC DEFENDER	164,229.18	100.00%	2.00%	167,103.19	100.00%	1.75%	174,455.73	100.00%	4.40%	179,689.40	100.00%	3.00%	185,080.08	100.00%	3.00%
Paul Cooney	156,018.00	95.00%	2.00%	158,748.03	95.00%	1.75%	165,732.94	95.00%	4.40%	170,704.93	95.00%	3.00%	175,826.08	95.00%	3.00%
Shawn Elliott	151,912.00	92.50%	2.00%	154,570.45	92.50%	1.75%	161,371.55	92.50%	4.40%	166,212.70	92.50%	3.00%	171,199.07	92.50%	3.00%
Jennifer Houlden	147,806.00	90.00%	---	150,392.87	90.00%	1.75%	157,010.16	90.00%	4.40%	161,720.46	90.00%	3.00%	166,572.07	90.00%	3.00%
Average											92.50%			92.50%	
COUNTY ASSESSOR / REGISTER OF DEEDS	131,248.50	100.00%	2.00%	133,545.35	100.00%	1.75%	139,421.35	100.00%	4.40%	143,603.99	100.00%	3.00%	147,912.11	100.00%	3.00%
Cori Beattie	124,675.00	94.99%	1.99%	126,867.75	95.00%	1.76%	132,000.00	94.68%	4.05%	126,000.00	87.74%	-4.55%	136,818.70	92.50%	8.59%
Brian Grimm	124,675.00	94.99%	1.99%	126,867.75	95.00%	1.76%	132,000.00	94.68%	4.05%	136,423.79	95.00%	3.35%	140,516.50	95.00%	3.00%
Average											91.37%			93.75%	
COUNTY SHERIFF	131,645.28	100.00%	2.00%	136,628.05	100.00%	3.78%	142,639.68	100.00%	4.40%	155,000.00	100.00%	8.67%	159,650.00	100.00%	3.00%
Ben Houchin	122,251.00	92.86%	---	127,064.09	93.00%	3.94%	135,507.70	95.00%	6.65%	147,250.00	95.00%	8.67%	151,667.50	95.00%	3.00%
COUNTY ENGINEER	130,216.26	100.00%	2.00%	135,144.95	100.00%	3.79%	141,091.33	100.00%	4.40%	145,324.07	100.00%	3.00%	149,683.79	100.00%	3.00%
John Berry	88,608.00	68.05%	---	92,152.32	68.19%	4.00%	95,377.65	67.60%	3.50%	98,715.87	67.93%	3.50%	103,158.08	68.92%	4.50%
COUNTY TREASURER	98,157.66	100.00%	2.00%	99,875.42	100.00%	1.75%	104,269.94	100.00%	4.40%	112,000.00	100.00%	7.41%	115,360.00	100.00%	3.00%
Kristen Anderson	93,250.00	95.00%	2.00%	94,881.65	95.00%	1.75%	96,971.04	93.00%	2.20%	100,800.00	90.00%	3.95%	103,824.00	90.00%	3.00%
COUNTY CLERK	98,798.22	100.00%	2.00%	100,527.19	100.00%	1.75%	104,950.39	100.00%	4.40%	108,098.90	100.00%	3.00%	111,341.87	100.00%	3.00%
Courtney Lyons	93,858.00	95.00%	2.00%	95,500.83	95.00%	1.75%	99,702.87	95.00%	4.40%	102,693.96	95.00%	3.00%	105,774.78	95.00%	3.00%
CLERK OF DISTRICT COURT	104,688.72	100.00%	2.00%	106,520.77	100.00%	1.75%	111,207.68	100.00%	4.40%	114,543.91	100.00%	3.00%	117,980.23	100.00%	3.00%
Chuck Salem	99,455.00	95.00%	2.00%	101,194.73	95.00%	1.75%	105,647.30	95.00%	4.40%	108,816.71	95.00%	3.00%	112,081.22	95.00%	3.00%