



**LANCASTER COUNTY BOARD OF COMMISSIONERS
BUDGET MEETING
TUESDAY, MAY 11, 2021
COUNTY - CITY BUILDING
ROOM 112 - CITY COUNTY CHAMBERS
IMMEDIATELY FOLLOWING THE BOARD OF COMMISSIONERS MEETING**

Location Announcement of the Nebraska Open Meetings Act: A copy of the Nebraska Open Meetings Act is located on the wall at the back of Room.

AGENDA ITEM

1. DEPARTMENT BUDGET HEARINGS

Dennis Meyer, Budget and Fiscal Officer

[\[Link: OpenGov\]](#)

2. County Engineer (703, 21, 22)

Pam Dingman, County Engineer

Documents:

[May 11 - County Engineer General Fund.pdf](#)

[May 11 - Bridge And Road Fund.pdf](#)

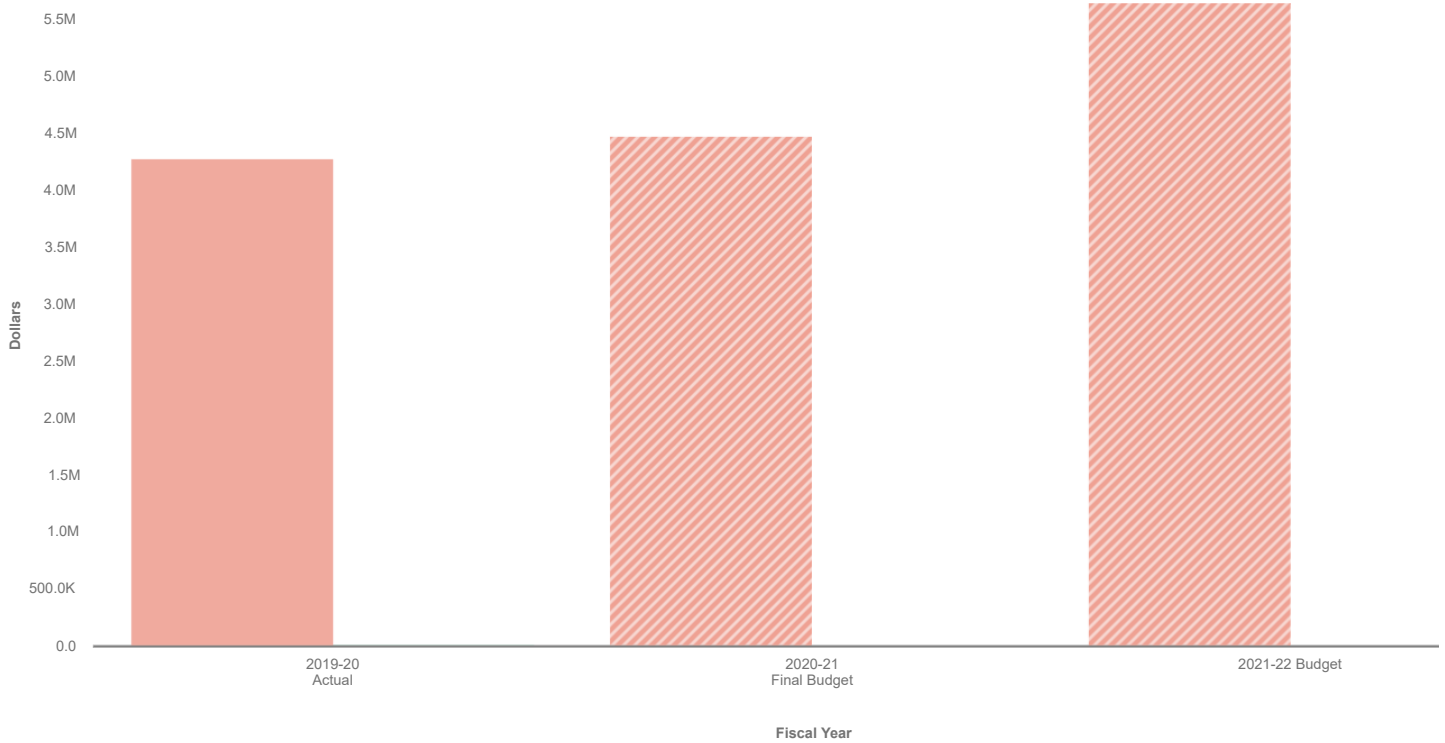
[May 11 - Highway Fund.pdf](#)

3. ADJOURNMENT

May 11, 2021 Department Budget Hearings

County Engineer - General Fund

Visualization



Collapse All	2019-20 Actual	2020-21 Final Budget	2021-22 Budget
▼ REVENUES	\$ 17,925	\$ 0	\$ 0
▼ OTHER REVENUES	17,925	0	0
▼ SALE OF FIXED ASSETS	17,925	0	0
(58210) Sale of Equipment	17,925	0	0
▼ EXPENSES	4,285,006	4,478,712	5,640,809
▼ PERSONAL SERVICES	3,451,222	3,771,600	4,912,277
▼ SALARIES & WAGES	2,462,442	2,682,715	3,603,492
(61110) Official's Salary	130,010	130,717	135,145
(61150) Deputy's Salary	109,998	111,111	92,507
(61210) Regular Salary	2,139,770	2,366,351	3,266,255
(61250) Temporary Salary	73,097	64,536	104,585
(61310) Overtime	9,568	10,000	5,000
▼ EMPLOYEE BENEFITS	920,728	1,000,921	1,194,562
(61510) FICA Contributions	179,755	205,762	263,550
(61520) Retirement Contributions	178,740	202,904	269,351
(61530) Group Health Insurance	463,564	508,328	601,255
(61540) Group Dental Insurance	22,790	25,696	30,665
(61650) Long-Term Disability	6,911	8,231	9,591
(61660) Post-Employment Health Program	68,967	50,000	20,150
▼ OTHER COMPENSATION COSTS	68,052	87,964	114,223
(61750) Workers' Comp Insurance	68,052	87,964	114,223
▼ SUPPLIES	26,987	24,100	24,700
▼ OFFICE SUPPLIES	20,950	16,200	15,200
(63110) Office Supplies	20,950	16,200	15,200
▼ OPERATING SUPPLIES	6,037	7,700	8,000
(63215) Education & Training Materials	0	200	3,000
(63225) Janitorial Supplies	6,037	7,500	5,000
▼ MEDICAL SUPPLIES	0	200	1,500
(63410) Medical Supplies	0	200	1,500

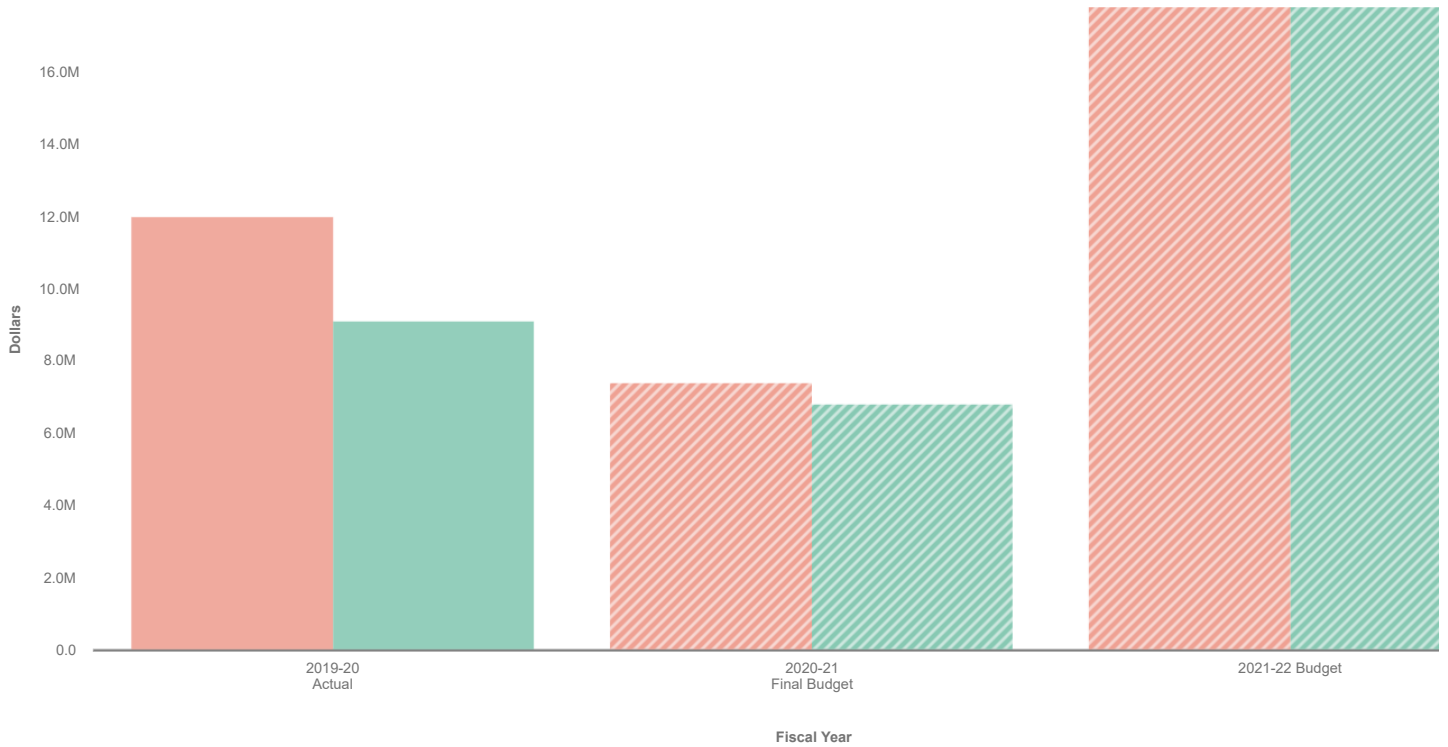
Collapse All	2019-20 Actual	2020-21 Final Budget	2021-22 Budget
▼ OTHER CHARGES & SERVICES	803,367	679,512	699,332
▼ OTHER CONTRACTED SERVICES	174,771	339,574	353,622
(64165) Building Maintenance Service	585	1,000	2,000
(64175) Comput Softwr Maint/License	46,171	84,080	92,500
(64195) Janitorial Services	7,463	20,000	23,400
(64215) Cable TV Service	191	200	200
(64230) Pest Control Services	1,570	3,000	3,000
(64280) CDL Testing	4,815	4,000	1,500
(64285) City Information Services	42,538	147,285	151,013
(64286) VOIP Information Services	13,397	0	0
(64288) GIS Information Services	57,400	79,359	79,359
(64335) Fire alarm monitoring service	640	650	650
▼ TRANS, TRAVEL & SUBSISTANCE	12,155	13,250	9,200
(64710) Meals	1,659	2,000	2,300
(64715) Lodging	8,172	10,000	6,400
(64720) Fares	1,716	1,000	0
(64725) Mileage	542	0	0
(64730) Parking & Tolls	48	50	0
(64735) Vehicle Rental	0	0	500
(64745) Other Transport/Travel	19	200	0
▼ COMMUNICATIONS	17,023	19,500	28,285
(64810) Telephone - Local	4,214	4,500	4,500
(64825) Cellular Phone Service	12,809	15,000	23,785
▼ POSTAGE, COURIER & FREIGHT	1,000	1,000	1,000
(64855) Postage	1,000	1,000	1,000
▼ PRINTING & ADVERTISING	4,582	5,000	2,500
(64915) Photocopying	4,582	5,000	2,500
▼ CONTRACTED HEALTH SERVICES	0	100	100
(65140) Employee Physicals	0	100	100
▼ MISC FEES & SERVICES	11,615	20,600	15,250
(65660) Memberships & Dues	2,205	3,000	1,350
(65665) Books & Subscriptions	133	500	500
(65670) Enrollment Fees & Tuition	4,986	10,900	7,500
(65675) Licensing	330	2,000	900
(65765) CDL License Fee	717	1,000	1,000
(65790) Employee Recognition	198	200	1,000
(65845) Other Misc Fees & Services	3,047	3,000	3,000
▼ INSURANCE & SURETY BONDS	125,053	133,188	136,375
(65910) Property Insurance	12,055	13,146	20,130
(65915) Liability Insurance	43,934	46,131	48,405
(65920) Vehicle Insurance	66,338	71,048	64,890
(65925) Flood Insurance	2,726	2,863	2,950
▼ UTILITIES	92,527	96,800	102,500
(66110) Electricity	58,546	60,000	60,000
(66115) Natural Gas	17,679	20,000	25,000
(66120) Water & Sewer	12,719	13,000	12,000
(66125) Refuse Disposal	3,583	3,800	5,500
▼ REPAIR & MAINTENANCE COSTS	364,641	50,500	50,500
(66220) Office Equipment R&M	0	500	500
(66225) Building R&M	364,641	50,000	50,000
▼ CAPITAL OUTLAY	3,431	3,500	4,500
▼ EQUIPMENT	3,431	3,500	4,500
(67415) Office Equipment	675	500	500
(67470) Engineering & Tech Equip	2,756	3,000	4,000
Revenues Less Expenses	\$ -4,267,081	\$ -4,478,712	\$ -5,640,809

Data filtered by Types, County Engineer and exported on May 6, 2021. Created with OpenGov

May 11, 2021 Department Budget Hearings

Fund 21 - Bridge & Road Fund

Visualization



Collapse All	2019-20 Actual	2020-21 Final Budget	2021-22 Budget
REVENUES	\$ 9,143,211	\$ 6,837,986	\$ 17,790,790
INTERGOVERNMENTAL REVENUE	949,438	1,445,147	920,147
STATE REVENUES	949,437	1,445,147	920,147
(54476) Hwy Street Buyback	316,826	634,573	619,573
(54477) Hwy Bridge Buyback	126,426	810,573	300,573
(54799) Miscellaneous State Receipts	506,185	0	0
OTHER INTERGOVERNMENTAL	1	0	0
(54810) Inlieu of Taxes 1957 & Prior	1	0	0
CHARGES FOR SERVICES & FEES	339,383	770,775	735,309
OTHER SERVICE REVS/REIMB	339,383	770,275	734,809
(55810) Contract Revenue/Reimbursement	0	65,600	165,409
(55842) Maps & Prints	44	50	50
(55844) Garage Service	338,676	325,000	329,350
(55896) Other Reimb & Refunds	664	379,625	240,000
MAINTENANCE COST REFUNDS	0	500	500
(55910) Gravel	0	500	500
INTEREST INCOME	45,529	45,000	45,000
INTEREST INCOME	45,529	45,000	45,000
(57110) CD Interest	18,025	20,000	20,000
(57120) Interest on Pools	27,503	25,000	25,000
OTHER REVENUES	101	80,000	0
SALE OF FIXED ASSETS	101	80,000	0
(58220) Sale of Land	101	80,000	0
TRANSFERS	7,808,761	4,497,064	16,090,334
FUND TRANSFERS	7,808,761	4,497,064	16,090,334
(59110) General Fund Transfers	6,930,016	4,497,064	16,090,334
(59310) Grant Transfers	878,745	0	0
EXPENSES	12,030,871	7,419,454	17,790,790
PERSONAL SERVICES	2,506,821	2,462,695	0

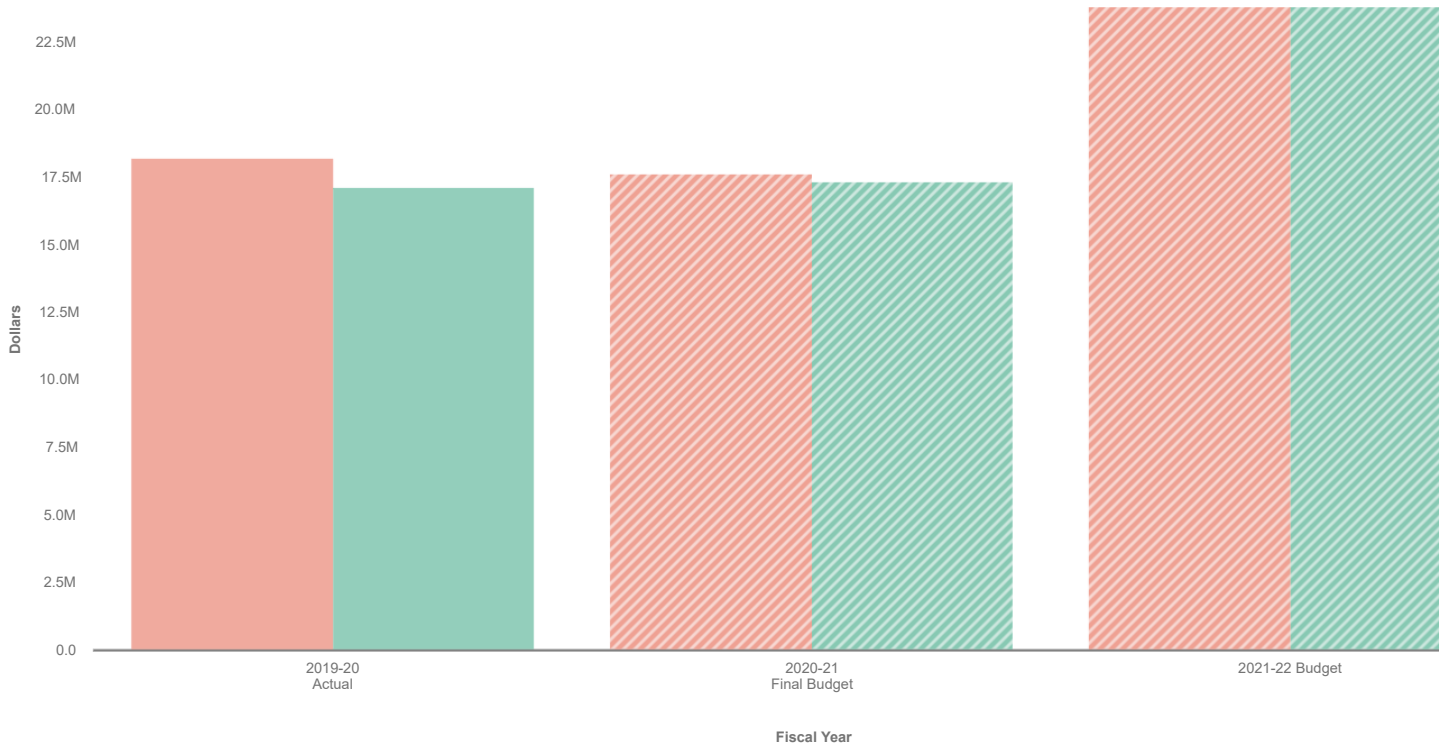
Collapse All	2019-20 Actual	2020-21 Final Budget	2021-22 Budget
▼ SALARIES & WAGES	1,710,646	1,659,746	0
(61210) Regular Salary	1,675,281	1,627,746	0
(61310) Overtime	35,366	32,000	0
▼ EMPLOYEE BENEFITS	742,819	749,742	0
(61510) FICA Contributions	122,362	141,529	0
(61520) Retirement Contributions	130,142	127,319	0
(61530) Group Health Insurance	452,370	445,310	0
(61540) Group Dental Insurance	20,571	20,704	0
(61650) Long-Term Disability	5,146	5,191	0
(61660) Post-Employment Health Program	12,229	9,690	0
▼ OTHER COMPENSATION COSTS	53,355	53,206	0
(61750) Workers' Comp Insurance	53,355	53,206	0
▼ SUPPLIES	2,328,461	2,035,500	2,239,500
▼ OPERATING SUPPLIES	42,076	28,500	28,500
(63230) Chemical Supplies	1,177	2,500	7,500
(63240) Shop Supplies & Tools	14,390	1,000	1,000
(63275) Shop Tools	25,833	25,000	20,000
(63280) Small Hand Tools	675	0	0
▼ ENERGY SUPPLIES	277,379	316,000	386,000
(63510) Motor Fuels	259,778	300,000	365,000
(63520) Lubricants	17,601	16,000	21,000
▼ HIGHWAY & BRIDGE SUPPLIES	1,817,536	1,510,000	1,635,000
(63615) Gravel & Rock	1,813,786	1,500,000	1,500,000
(63640) Right-of-Way Expense Level	3,750	10,000	135,000
▼ TRAFFIC CONTROL SUPPLIES	34,868	25,000	25,000
(63725) Flares, Flags, & Barricades	34,868	25,000	25,000
▼ REPAIR & MAINT SUPPLIES	156,602	156,000	165,000
(63815) Motor Veh Parts, Supp, Assessr	129,697	130,000	125,000
(63855) Tires & Repair Supplies	26,905	26,000	40,000
▼ OTHER CHARGES & SERVICES	107,062	235,600	299,150
▼ POSTAGE, COURIER & FREIGHT	455	800	1,350
(64860) Freight & Express Charges	455	800	1,350
▼ MISC FEES & SERVICES	1,784	3,000	3,500
(65845) Other Misc Fees & Services	1,784	3,000	3,500
▼ REPAIR & MAINTENANCE COSTS	104,823	231,800	294,300
(66210) Motor Vehicle R&M	24,209	25,000	37,500
(66225) Building R&M	80,208	200,000	250,000
(66410) Other Equipment R&M	407	6,800	6,800
▼ CAPITAL OUTLAY	7,088,528	2,685,659	15,252,140
▼ LAND	17,519	40,000	620,000
(67120) Right-of-Way	17,519	40,000	620,000
▼ EQUIPMENT	249,094	178,000	255,140
(67405) Signals and Lighting	19,095	25,000	20,200
(67410) Vehicles	195,961	140,000	220,000
(67470) Engineering & Tech Equip	34,038	13,000	14,940
▼ CAPITALIZED CONTRACTS	6,821,914	2,467,659	14,377,000
(67510) Grading Contracts	0	0	2,000,000
(67515) Bituminous Surfacing Contract	1,269,724	0	2,200,000
(67525) Bridge Contracts	4,897,096	1,799,659	9,060,000
(67530) Utility Relocation	166,057	10,000	155,000
(67550) Engineers & Architects	464,937	603,000	935,000
(67555) Engineering Testing	12,251	30,000	22,000
(67560) Appraisers	11,850	25,000	5,000
Revenues Less Expenses	\$ -2,887,660	\$ -581,468	\$ 0

Data filtered by Types, Engineer Bridge & Road Fund, County Engineer and exported on May 6, 2021. Created with OpenGov

May 11, 2021 Department Budget Hearings

Fund 22 - Highway Fund

Visualization



Collapse All	2019-20 Actual	2020-21 Final Budget	2021-22 Budget
REVENUES	\$ 17,122,931	\$ 17,352,902	\$ 23,776,058
LICENSES & PERMITS	4,090	3,500	3,500
BUSINESS LICENSE & PERMITS	4,090	3,500	3,500
(53150) Oversize Permits	4,090	3,500	3,500
INTERGOVERNMENTAL REVENUE	9,893,622	8,592,012	9,736,250
STATE REVENUES	9,893,622	8,592,012	9,736,250
(54475) Highway Street Allocation	9,187,321	7,855,762	9,000,000
(54480) Incentive Payments	11,250	11,250	11,250
(54555) MV Fee - Highway Fund	695,052	725,000	725,000
CHARGES FOR SERVICES & FEES	211,090	25,000	190,000
OTHER SERVICE REVS/REIMB	201,615	20,000	185,000
(55810) Contract Revenue/Reimbursement	178,218	0	165,000
(55896) Other Reimb & Refunds	23,396	20,000	20,000
MAINTENANCE COST REFUNDS	9,476	5,000	5,000
(55935) Other Maintenance Cost Reimb	9,476	5,000	5,000
INTEREST INCOME	92,488	32,000	32,000
INTEREST INCOME	92,488	32,000	32,000
(57110) CD Interest	92,488	32,000	32,000
OTHER REVENUES	4,202	25,000	25,000
SALE OF FIXED ASSETS	0	20,000	20,000
(58210) Sale of Equipment	0	20,000	20,000
OTHER MISC REVENUE	4,202	5,000	5,000
(58530) Scrap Sales	4,202	5,000	5,000
TRANSFERS	6,917,438	8,675,390	13,789,308
FUND TRANSFERS	6,917,438	8,675,390	13,789,308
(59110) General Fund Transfers	6,917,438	7,350,390	13,789,308
(59310) Grant Transfers	0	1,325,000	0
EXPENSES	18,211,659	17,645,762	23,776,058
PERSONAL SERVICES	2,927,787	3,244,502	4,812,558

Collapse All	2019-20 Actual	2020-21 Final Budget	2021-22 Budget
▼ SALARIES & WAGES	2,015,064	2,216,978	3,313,055
(61210) Regular Salary	1,994,000	2,171,978	3,233,055
(61310) Overtime	21,064	45,000	80,000
▼ EMPLOYEE BENEFITS	833,623	958,163	1,393,807
(61510) FICA Contributions	147,344	161,923	247,329
(61520) Retirement Contributions	140,542	171,577	248,402
(61530) Group Health Insurance	509,094	595,475	853,329
(61540) Group Dental Insurance	20,011	22,239	34,962
(61650) Long-Term Disability	5,720	6,950	9,785
(61660) Post-Employment Health Program	10,912	0	0
▼ OTHER COMPENSATION COSTS	79,100	69,361	105,696
(61750) Workers' Comp Insurance	79,100	69,361	105,696
▼ SUPPLIES	3,732,633	3,745,500	3,888,500
▼ OPERATING SUPPLIES	407,905	275,500	370,500
(63230) Chemical Supplies	301,594	150,000	250,000
(63240) Shop Supplies & Tools	48,173	40,500	40,500
(63245) Erosion Control Materials	16,253	40,000	40,000
(63275) Shop Tools	17,760	20,000	20,000
(63335) Minor Equipment	24,126	25,000	20,000
▼ MEDICAL SUPPLIES	14,836	15,000	20,000
(63465) Safety & Security Supplies	14,836	15,000	20,000
▼ ENERGY SUPPLIES	438,357	535,000	490,000
(63510) Motor Fuels	405,346	500,000	450,000
(63520) Lubricants	33,011	35,000	40,000
▼ HIGHWAY & BRIDGE SUPPLIES	2,122,305	2,410,000	2,383,000
(63610) Asphalt	72,613	85,000	140,000
(63615) Gravel & Rock	1,750,995	2,000,000	2,000,000
(63620) Concrete	4,577	20,000	3,000
(63625) Culverts	143,663	100,000	75,000
(63630) Steel Products	106,078	175,000	100,000
(63635) Lumber	6,180	5,000	5,000
(63640) Right-of-Way Expense Level	38,200	25,000	60,000
▼ TRAFFIC CONTROL SUPPLIES	148,525	150,000	175,000
(63710) Traffic Signs	39,128	20,000	25,000
(63715) Sign Posts	16,940	20,000	20,000
(63720) Pavement Marking	92,458	110,000	130,000
▼ REPAIR & MAINT SUPPLIES	600,704	360,000	450,000
(63815) Motor Veh Parts, Supp, Assessr	414	0	0
(63825) Heavy Equip Parts, Supp, Asses	508,511	300,000	350,000
(63855) Tires & Repair Supplies	91,779	60,000	100,000
▼ OTHER CHARGES & SERVICES	1,450,096	1,737,000	3,340,000
▼ POSTAGE, COURIER & FREIGHT	4,043	5,000	5,000
(64855) Postage	41	0	0
(64860) Freight & Express Charges	4,002	5,000	5,000
▼ PRINTING & ADVERTISING	471	1,000	1,000
(64915) Photocopying	471	1,000	1,000
▼ MISC FEES & SERVICES	36,137	60,000	60,000
(65845) Other Misc Fees & Services	36,137	60,000	60,000
▼ UTILITIES	820	3,000	3,000
(66120) Water & Sewer	820	3,000	3,000
▼ REPAIR & MAINTENANCE COSTS	1,260,602	1,583,000	3,121,000
(66210) Motor Vehicle R&M	115,916	75,000	120,000
(66225) Building R&M	112,454	250,000	300,000
(66265) Communication Equip R&M	33,793	15,000	20,000
(66410) Other Equipment R&M	302	3,000	6,000
(66420) Infrastructure Repairs & Maint	998,137	1,240,000	2,675,000
▼ RENTALS	148,023	85,000	150,000

Collapse All	2019-20 Actual	2020-21 Final Budget	2021-22 Budget
(66515) Machiner & Equipment Rentals	148,023	85,000	150,000
▼ CAPITAL OUTLAY	10,101,143	8,918,760	11,735,000
▼ LAND	47,791	84,000	100,000
(67120) Right-of-Way	47,791	84,000	100,000
▼ EQUIPMENT	2,733,654	1,451,000	2,240,000
(67425) Heavy Equipment	2,710,885	1,375,000	2,200,000
(67445) Communication Equipment	17,814	70,000	35,000
(67470) Engineering & Tech Equip	4,955	6,000	5,000
▼ CAPITALIZED CONTRACTS	7,319,699	7,383,760	9,395,000
(67515) Bituminous Surfacing Contract	5,425,434	5,149,350	6,235,000
(67520) Structures Pipes & Box Culvert	1,874,895	2,194,410	3,100,000
(67542) Guardrail Contracts	16,569	40,000	60,000
(67560) Appraisers	2,800	0	0
Revenues Less Expenses	\$ -1,088,728	\$ -292,860	\$ 0

Data filtered by Types, Engineer Highway Fund, County Engineer and exported on May 6, 2021. Created with OpenGov