



Lancaster County Department of Corrections

***Board of Corrections Meeting
May 18, 2023***

AGENDA

Thursday, May 18, 2023 at 9:00 a.m.

- I. Approval of the February 16, 2023 minutes
 - a. February 16, 2023 minutes


 - II. Election of Chair and Vice Chair

 - III. Population Statistics and Charts
 - a. Population Comparisons
 - b. Booking and Lodging Totals
 - c. Custodial Sanctions/County Reinvestment Act
 - d. Regional Center Waiting Periods
 - e. Community Hospital Posts
 - f. Felonies Sentenced to Lancaster County
 - g. Drug Court Remand
 - h. Violation of House Arrest
 - i. FY23 Statistics Report

 - IV. Programming

 - V. Transportation

 - VI. Work Crews

 - VII. Training
- 

I. Approval Of Minutes

**MINUTES
BOARD OF CORRECTIONS MEETING
THURSDAY, FEBRUARY 16, 2023 AT 9:00 A.M.
COUNTY-CITY BUILDING, 555 S. 10TH STREET
ROOM 112 – CHAMBERS**

Board Members Present: Christa Yoakum; Sean Flowerday; Roma Amundson; Rick Vest; and Matt Schulte

Others Present: Dave Derbin, Chief Administrative Officer; Ken Gray, Jail Administrator; and Leslie Brestel, County Clerk's Office

Advanced public notice of the meeting was posted on the County-City Building bulletin board, and the Lancaster County, Nebraska, website and emailed to media on February 15, 2023, and published in the Lincoln Journal Star print edition and website on February 13, 2023.

The meeting was called to order at 9:07 a.m. A copy of the Open Meetings Act was posted on the wall at the back of the meeting room.

AGENDA ITEM

I. APPROVAL OF MEETING MINUTES FOR NOVEMBER 3, 2022

MOTION: Flowerday moved and Vest seconded approval of the November 3, 2022 meeting minutes. Vest, Flowerday and Yoakum voted yes. Schulte and Amundson were absent. Motion carried 3-0.

II. POPULATION STATISTICS & CHARTS

Gray reviewed a presentation that covered various aspects of the Corrections Department (see agenda packet).

a. Population Comparisons

Gray stated the jail population is high for this time of year with an average daily population of 665 which is 98.7% of the jail's operational capacity. As of February 8, there were 609 in custody. The average bookings per individual was 13 times and 28% of those in custody having served State incarceration time. Additionally, the average length of stay has increased over the past year.

Gray said a needs assessment should be conducted of the criminal justice system. Experts would review data and trends that could assist with observations as to why individuals are in the jail. Flowerday asked what needs to happen for the study to be conducted. Derbin responded the study would need to be budgeted for and a process including the possibility of a Request for Proposal (RFP) selection.

Flowerday asked if waiting until budget hearings would be problematic for the jail. Gray answered the sooner the assessment could be conducted the better.



b. Booking and Lodging Totals

Bookings have increased over 6% from prior years and lodgings have increased 11%. Gray felt part of the reasons lodgings may have increased are due to higher bond requirements which usually correlate with more serious charges.

c. Custodial Sanctions/County Reinvestment Act

Gray reviewed the custodial sanctions noting since August, 2015 inmates have served 27,922 days at an estimated cost of \$100 per day. For the past quarter, 12 individuals had Post-Release Supervision revoked. These individuals would have been returned to the state correctional facilities prior to LB605 (Provide, change, and eliminate penalties, punishments, sentencing, restitution, probation, parole, and crime victim provisions and provide for post-release supervision, grants, and suspension of medical assistance for inmates).

d. Regional Center Waiting Periods

Gray noted the number of days that individuals wait for admittance to the Lincoln Regional Center (LRC) has increased again. Representatives from the LRC come to the jail and assist the jail in stabilizing individuals.

Flowerday inquired if payments for individuals waiting at the jail over 30 days post LRC commitment have been received. Gray said Brad Johnson, Corrections Director, received a letter that payments will be made for \$100 per day plus costs. Invoices have been sent to the LRC but no reimbursements have been received.

e. Community Hospital Posts

Gray reviewed the hospital posts (see agenda packet).

f. Felonies Sentenced to Lancaster County

Gray reviewed felonies sentenced to the County (see agenda packet).

g. Drug Court Remand

h. Violation of House Arrest

i. FY22 Statistics Report

See agenda packet for information on Items II g-i.

III. PROGRAMMING

Gray stated individuals are encouraged to get to additional support programs once they are released from jail.

IV. TRANSPORTATION

Gray stated the option for inmates to have video court has helped with transports.

V. WORK CREWS

Gray reviewed the work crew information (see agenda packet).



VI. TRAINING

See agenda packet for information on Item VI.

ADJOURNMENT

The meeting was adjourned at 9:35 a.m.

Matt Hansen

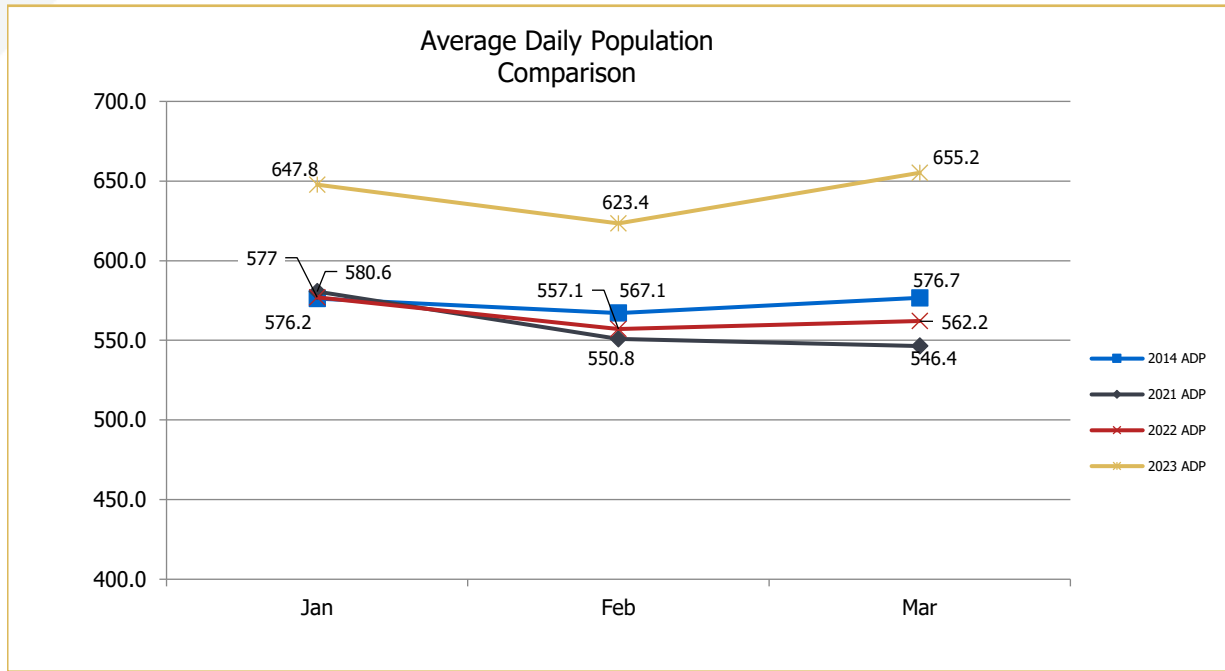
Matt Hansen
Lancaster County Clerk



II. Election of Chair and Vice Chair

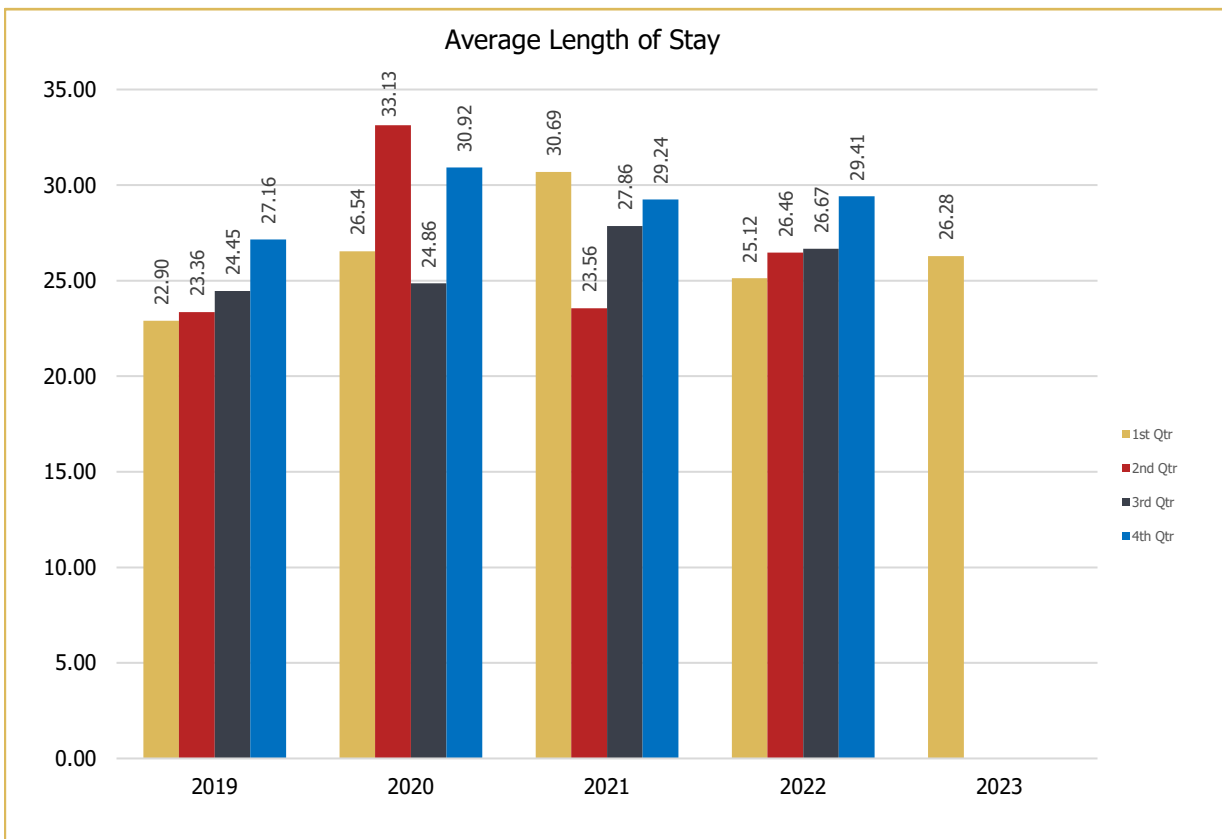
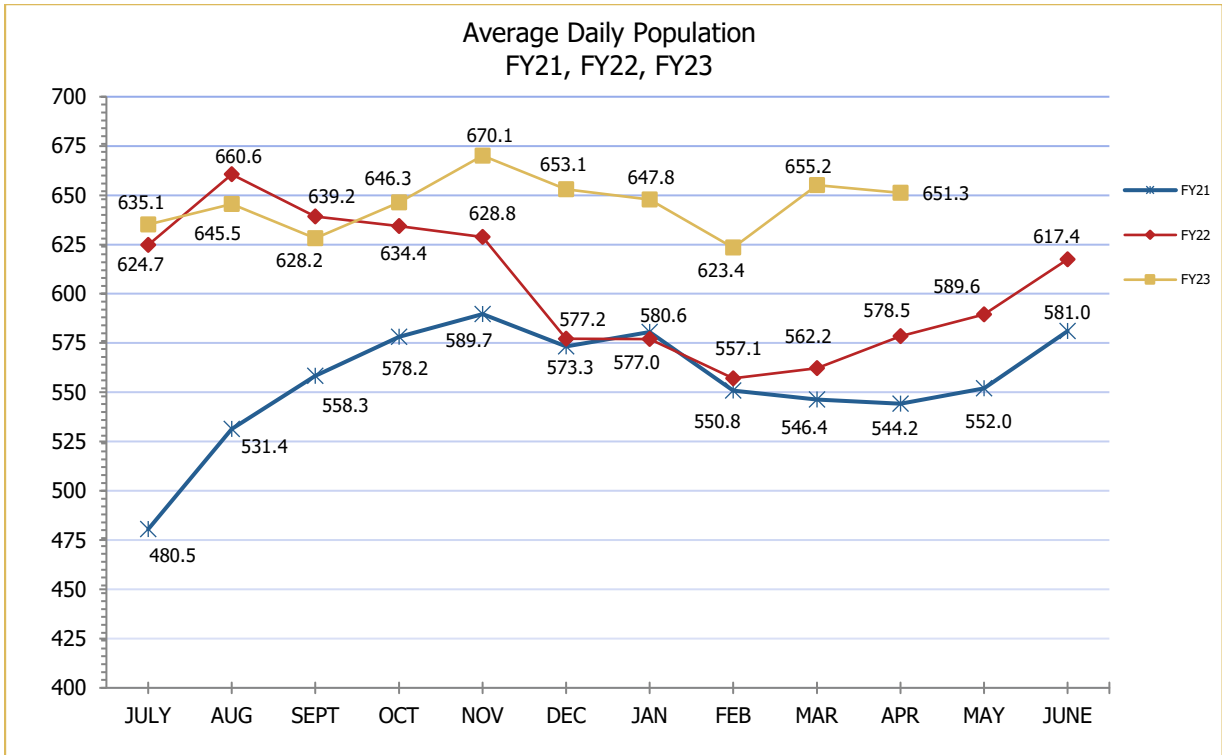
III. Population Statistics (January 1 – March 31, 2023)

a. Population Comparisons



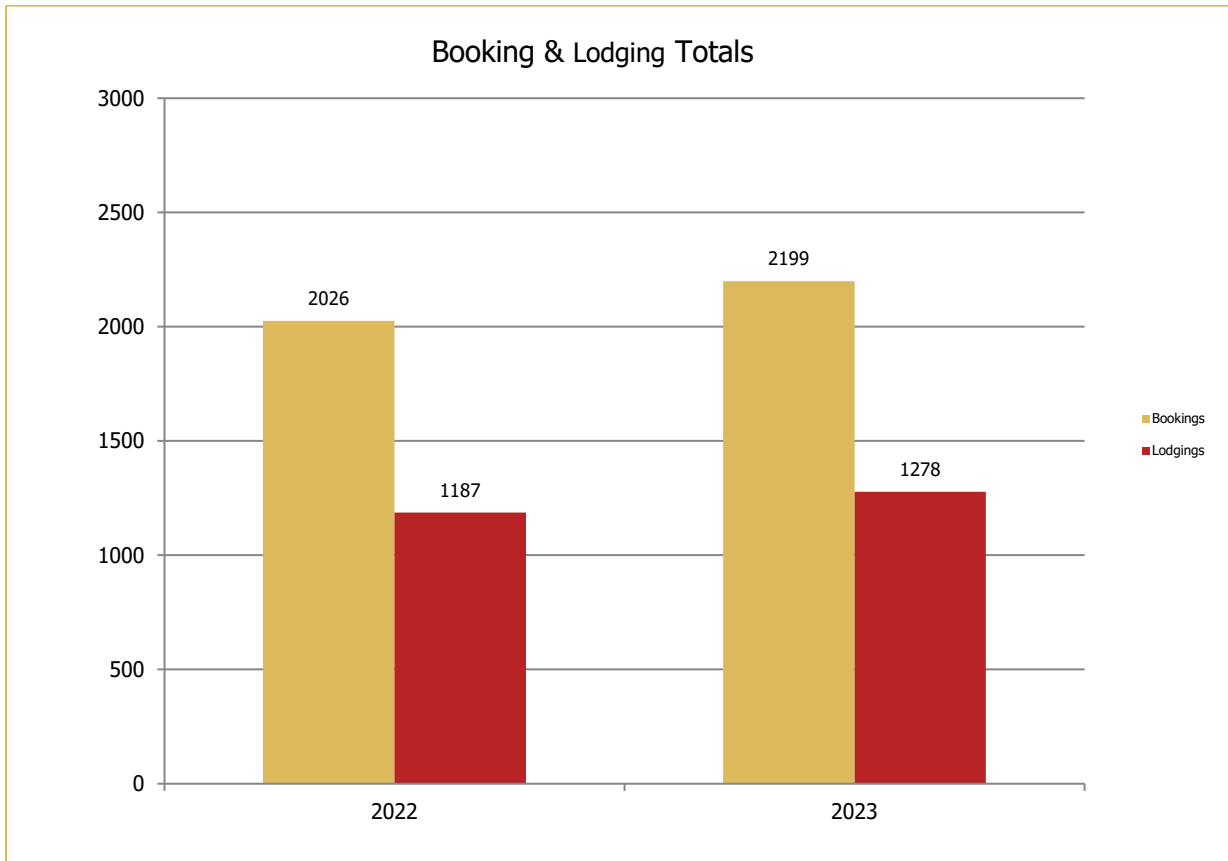
- The average daily population (ADP) for this period of 2023 was 642.1 detainees compared to 562.2 detainees for the same period in 2022. This is a 13.6% increase.
- This period's ADP consumed 96.6% of the department's operation capacity of 665.
- Other population total during the 1st quarter of 2023.
 - Felony arrests – 765
 - Misdemeanor arrest – 1146
 - Felons sentenced – 62
 - Misdemeanors sentenced – 94
 - Held for other jurisdictions – 127
 - Percent conditionally released average – 42%
- Current population statistics - as of May 10, 2023.
 - Inmates in custody – 655
 - Average bookings per inmate – 12.99
 - Average FTA per inmate – 4.56
 - Average FTC per inmate – 3.35
 - Inmates who had a history of state incarceration – 174 or 27%





<i>Population Status</i>			<i>Population Status</i>		
As of March 31, 2022			As of March 31, 2023		
Status	Total	Percentage	Status	Total	Percentage
County Pretrial Misd	50	8.8	County Pretrial Misd	68	10.7
County Pretrial Felony	333	58.9	County Pretrial Felony	381	60.2
City Pretrial Misd	5	0.9	City Pretrial Misd	13	2.1
County Sentenced Misd	113	20.0	County Sentenced Misd	103	16.3
County Sentenced Felony	53	9.4	County Sentenced Felony	58	9.2
City Sentenced Misd	7	1.2	City Sentenced Misd	6	0.9
Other	4	0.7	Other	4	0.6
	565			633	

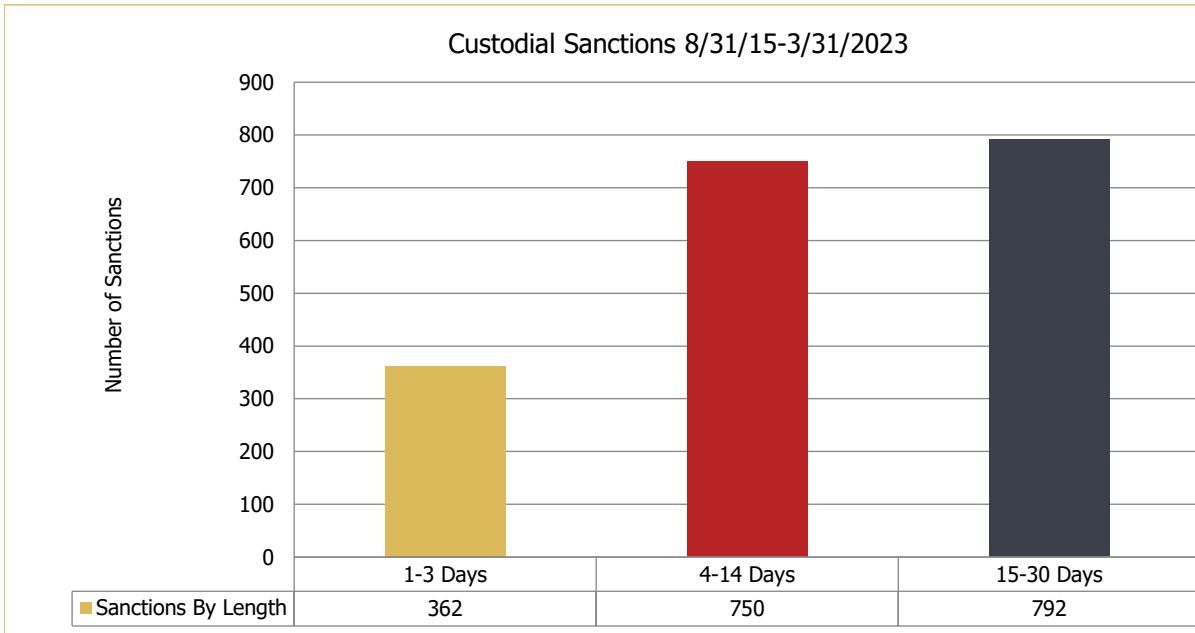
b. Booking and Lodging Totals



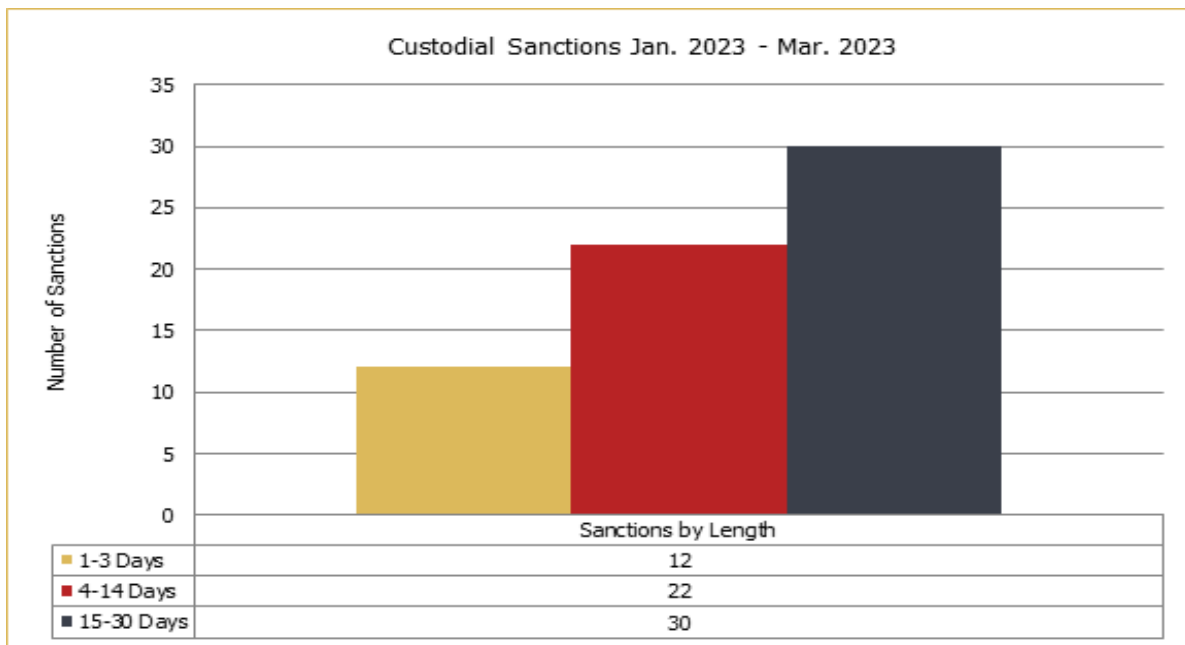
- Average bookings were up 8.54% compared to the same time/period last year.
- Average lodgings were up 7.67% compared to the same time/period last year.



c. Custodial Sanctions/County Reinvestment Act

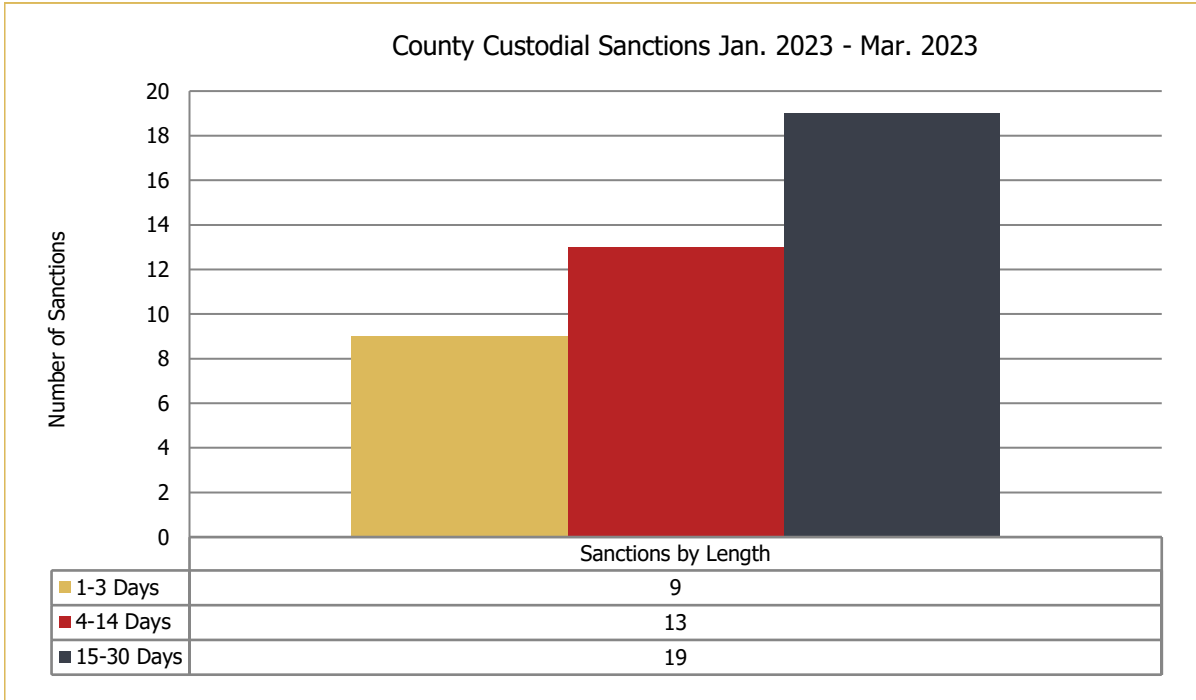


- Lancaster County Department of Corrections tracked 1904 offenders incarcerated for custodial sanctions during the period of 8/31/2015 to 3/31/2023. These offenders served a total of 28,906 days during this period.

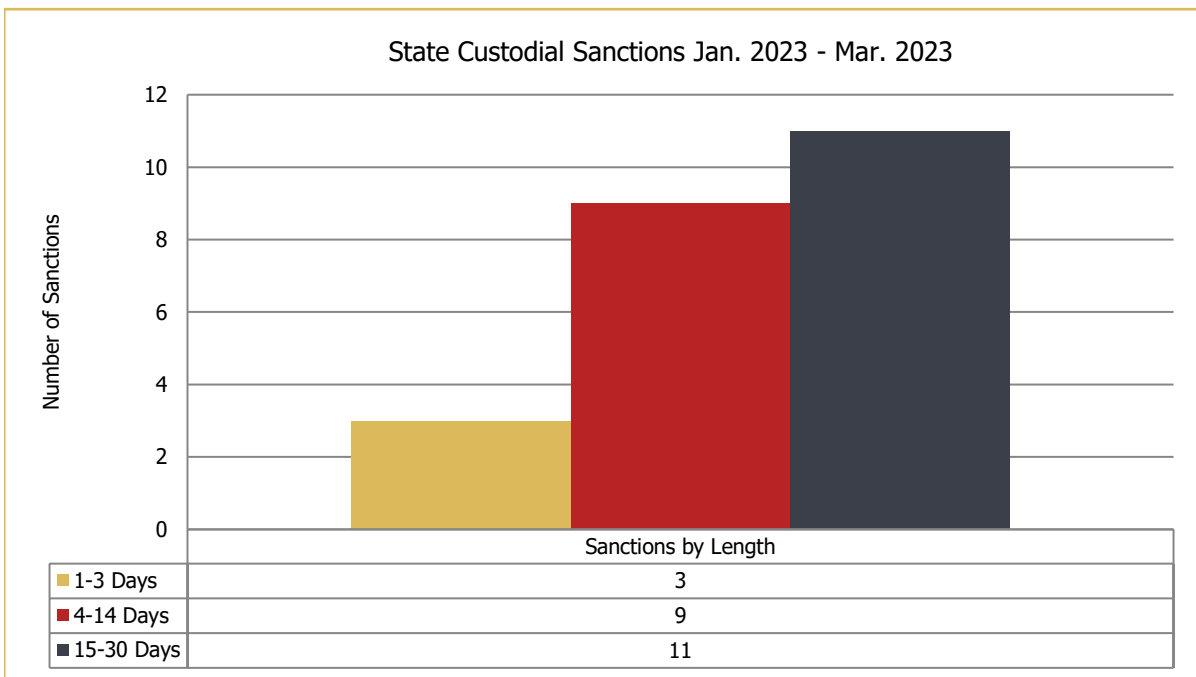


- Forty-eight individuals served 64 custodial sanction this quarter for a total of 984 days, or an average of 20.5 days per individual.



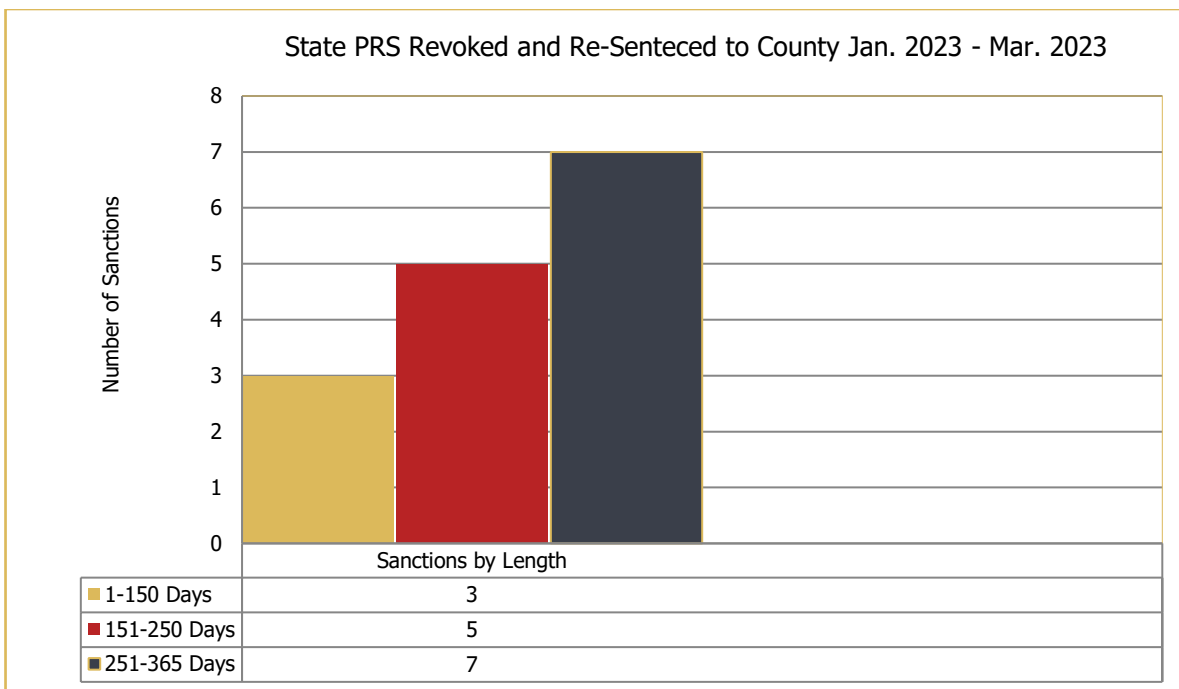


- Thirty-one individuals served 41 county custodial sanctions this quarter for a total of 629 days or 20.3 average days per individuals.

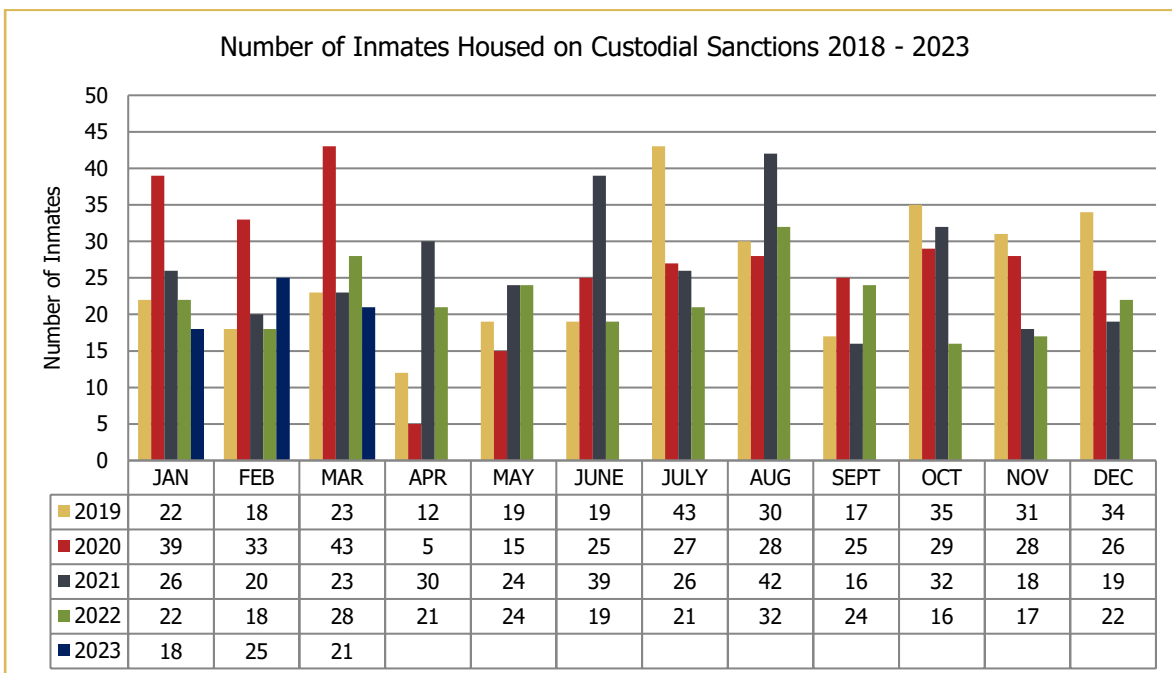


- Seventeen individuals served 23 state custodial sanctions this quarter totaling 355 days served or 20.9 average days per individual.

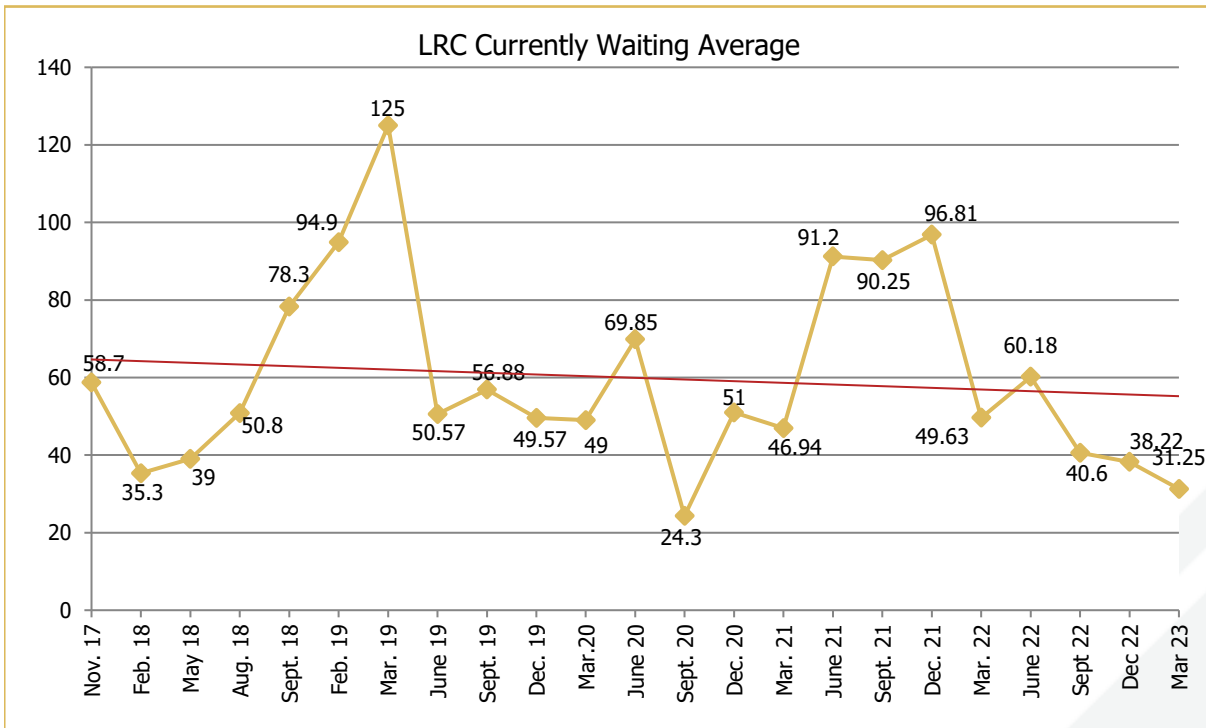
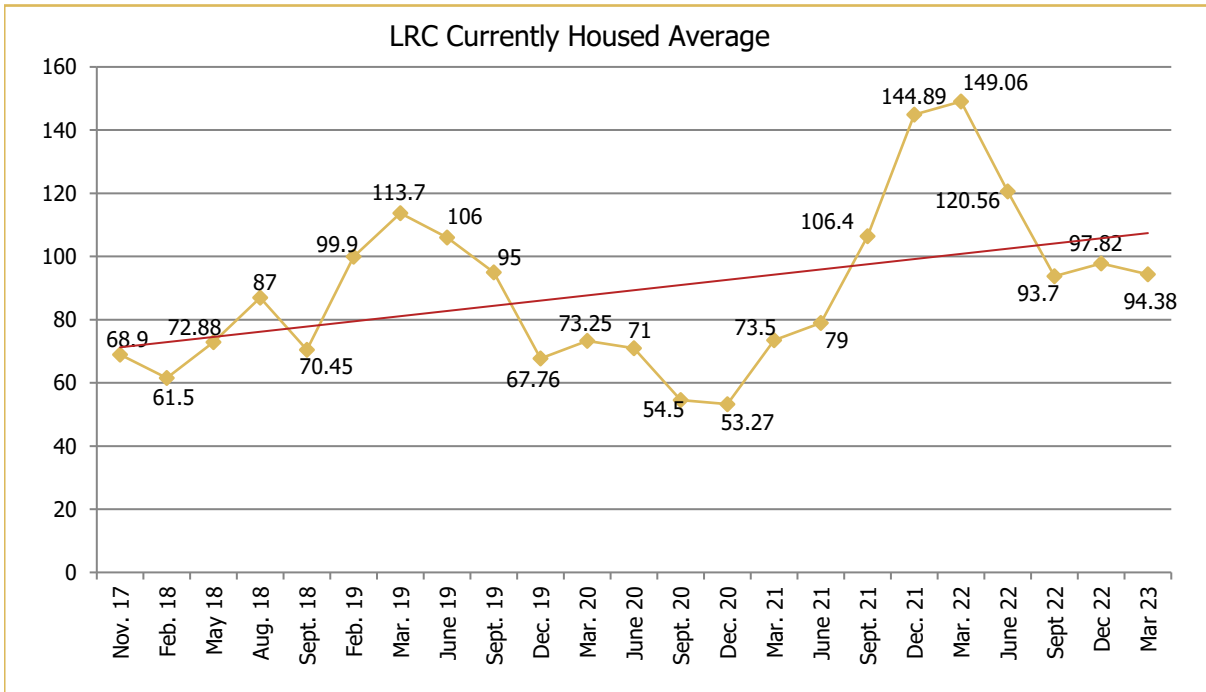




- Seventeen offenders were tracked who were incarcerated for violating state post release supervision for a total of 3,219 days or an average of 189.3 days per individual. These inmates had their state post release supervision revoked and were resentenced to county time.
- Two inmates have been sent to NDOC upon being revoked.



d. Regional Center Housing



e. Community Hospital Post

Quarter 1 (January – March) 2023 Days with Community Hospital Posts

Gold = 1 Hospital Post Red = 2 Hospital Posts Blue = 3 Hospital Posts Gray = 4 Hospital Posts

2023	Sunday	Monday	Tuesday	Wednesday	Thursday	Friday	Saturday
JAN	01	02	03	04	05	06	07
	08	09	10	11	12	13	14
	15	16	17	18	19	20	21
	22	23	24	25	26	27	28
	29	30	31	01	02	03	04
FEB	05	06	07	08	09	10	11
	12	13	14	15	16	17	18
	19	20 A	21	22	23	24	25
	26	27	28	01 B	02 B	03 B	04 B
MAR	05 B	06 B	07 B	08 B	09 B	10 B - C	11 B - C
	12 B	13 B	14 B	15 B - D	16 B - D	17 B - D	18 B - D
	19 B - D	20 B	21 B	22 B	23 B	24	25
	26	27	28	29	30	31	

- Four inmates had been admitted to a community hospital during the first quarter in 2023. There were seventeen days with one inmate admitted and seven days with two inmates admitted. There was a total of twenty-four days with at least one inmate admitted to the hospital.



f. Felonies Sentenced to Lancaster County

- Felony 2A
 - 2 inmate @ 37 days (18.5 average days per inmate)
- Felony 3A
 - 8 inmates @2,279 days (284.88 average days per inmate)
- Felony 4
 - 24 inmates @ 5,606 days (233.58 average days per inmate)
- Total of 34 inmates will serve 7,922 days (233 average days per inmate)

g. Drug Court Remand

- 14 drug court participants will serve 15 remands during this quarter totaling 1,142 days (81.57 average days per individual)

h. Violation of House Arrest

- 29 violations served 1,031 days (35.55 average days per violation)

i. FY23 Statistics Report

LANCASTER COUNTY DEPARTMENT OF CORRECTIONS															
MONTHLY STATUS REPORT															
FISCAL YEAR 2023															
	2022						2023						AVERAGE TO DATE	TOTAL TO DATE	
	JUL	AUG	SEP	OCT	NOV	DEC	JAN	FEB	MAR	APR	MAY	JUN			
Average Daily Population @ADF	635.1	645.5	628.2	646.3	670.1	653.1	647.8	623.4	655.2					645.0	N/A
High for Month	645	643	628	649	672	648	653	627	661					647.3	N/A
Low for Month	591	608	600	611	637	610	610	596	620					609.2	N/A
Total Number of Bookings	734	734	727	724	695	635	743	655	801					716.4	6,448
Felony Arrests	249	281	239	290	233	208	255	231	279					251.7	2,265
Misdemeanor Arrests	386	346	409	341	355	334	403	325	418					368.6	3,317
Felons Sentenced	19	23	22	16	28	24	17	25	20					21.6	194
Misdemeanants Sentenced	32	30	25	29	30	28	31	33	30					29.8	268
Held for Other Jurisdictions	47	52	33	47	47	39	36	38	53					43.6	392
Total Conditionally Released	304	305	327	288	278	257	322	281	318					297.8	2,680
Percent Conditionally Released	41.42%	41.55%	44.98%	39.78%	40.00%	40.47%	43.34%	42.90%	39.70%					41.6%	
Pre-Arrestment Releases	247	233	260	211	202	182	250	232	227					227.1	2,044
Court Disposition Releases	57	72	67	67	76	75	72	49	91					69.6	626
Total of Individuals Lodged	430	429	400	436	417	378	421	374	483					418.7	3,768
MEDICAL/MENTAL HEALTH SERVICES															
Referred to Jail Physician	127	125	115	141	149	158	125	98	161					133	1,199
Referred to Mental Health/LRC	3	2	1	2	0	0	0	0	0					1	8
Transferred to Emergency Room	13	18	10	9	12	9	8	4	8					10	91



IV. Programming (January 1 – March 31,2023)

- Religious (452 Meetings)
 - Bible Study – 115
 - Church Service – 139
 - Discipleship Mentoring – 67
 - 1:1 Religious Counseling – 111
 - God For the Addicted – 23

- Substance Abuse Education & 12 Step Programs (38 Meetings)
 - AA Meetings – 34
 - NA Meetings – 14
 - Smart Recovery - 21

- W.I.S.R. & M.I.S.T.R. Programs (384 Meetings)
 - Yoga/Exercise – 62
 - Moving On – 33
 - Seeking Safety – 12
 - What You Need to Know – 32
 - 12 Crucial Life Skills – 43
 - 12 Step DBT – 38
 - Beyond Anger & Violence – 13
 - Emotional Health Series – 31

- W.R.A.P. (96 Meetings)
 - Wellness Recovery Action Plan – 24
 - Art Therapy – 12
 - Helping Women Recover – 8
 - Helping Men Recover - 7
 - New Direction – 38
 - Coping With Ange & Violence – 19
 - Psych Movies - 12

- Educational Programs (66)
 - GED Classes – 18
 - CASAS (Formerly TABE) – 7
 - Moral Reconation Therapy – 41

- Transition Planning (Inmate Contacts 30)
 - Wellbeing Initiative Peer Support Contacts – 29
 - I've Got a Name - 1

- Work/Court Ordered Release Average Number of Inmates Per Month
 - January - 3 County Court & 2 District Court
 - February – 2 County Court & 2 District Court
 - March – 2 County Court & 3 District Court



V. Transportation (January 1 – March 31, 2023)

- Court Appearances
 - County Court
 - Video Appearances – 2,546
 - Physical Appearances – 138
 - District Court
 - Video Appearances – 465
 - Physical Appearances – 211
- Off-Site Transports
 - State Department of Corrections
 - Diagnostic and Evaluation – 79
 - Nebraska Center for Women (York) – 4
 - Medical
 - Hospital – 19
 - Clinical Appointments – 94
 - Mental Health
 - Lincoln Regional Center – 23
 - Crisis Center – 0
 - Miscellaneous Transport Duties
 - L.S.O. Paper Service – 157
 - New Lodges – 102
 - Telephonic Court – 48
 - Transfer to Y.A.C. – 1
 - Other - 0



VI. Work Crews (January 1 – March 31, 2023)

- Yard Crew
 - Six inmates worked 55 times around the facility.
 - Snow and ice removal

- Inside Work Crews
 - Cleaning warehouse
 - Miscellaneous work in non-detention areas of the facility.
 - Unloading and putting away large monthly orders of supplies.
 - Loading pallets in the warehouse and bringing supplies into the building weekly.
 - Covered other worker's position in the jail during COVID lockdowns.

- Lancaster County Event Center
 - Helped set up and tear down for events at the Lancaster Event Center.
 - Cleaned horse stalls at Lancaster Event Center.

- Other Outside Facility Work
 - Moved cubicle and office furniture from Hall of Justice to storage.



VII. Training (January 1 – March 31, 2023)

Training	Staff	Staff Attendance	Hours Training
Emergency Medical Response Academy	Security	19	2
Legal Issues Academy	Security	19	2
PPCT Make Up	Security	4	8
CED Inservice	Security	192	8
Fingerprint Academy	Security	19	4
Drug I.D. Training Academy	Security	18	2
Booking Training Academy	Security	19	8
Cultural Diversity Academy	Security	19	2
Inmate Mental Health Academy	Security	19	2
Direct Supervision Academy	Security	19	24
Role Play Academy	Security	20	8
NCIC Academy	Security	19	2
OJT	Security	2	80
Classification Academy	Security	19	2
Inmate Discipline Academy	Security	20	4
Jail Standards Academy	Security	18	4
P-Card Academy	All	23	1
Programs Academy	Security	19	2
Inmate Sexual Assault Prevention Academy	Security	19	2
CJIS	Security	1	2
Van Driving Academy	Security	19	4
National Health and Safety	Programs	8	1
Transport Academy A	Security	18	8
Cell Extraction Academy	Security	19	8
FTO	Security	160	28
Use of Force	Security	28	15
Orientation	Security	14	8





