




# Lancaster County Department of Corrections

***Board of Corrections Meeting  
August 10, 2023***

## **AGENDA**

**Thursday, August 10, 2023 at 8:30 a.m.**

- I. Approval of the May 18, 2023 minutes
    - a. May 18, 2023 minutes
  
  - II. Population Statistics and Charts
    - a. Population Comparisons
    - b. Booking and Lodging Totals
    - c. Custodial Sanctions/County Reinvestment Act
    - d. Regional Center Waiting Periods
    - e. Community Hospital Posts
    - f. Felonies Sentenced to Lancaster County
    - g. Drug Court Remand
    - h. Violation of House Arrest
    - i. FY23 Statistics Report
  
  - III. Programming
  
  - IV. Transportation
  
  - V. Work Crews
  
  - VI. Training
- 

## I. Approval of Minutes

**MINUTES  
BOARD OF CORRECTIONS MEETING  
THURSDAY, MAY 18, 2023 AT 9:00 A.M.  
COUNTY-CITY BUILDING, 555 S.10<sup>TH</sup> STREET  
ROOM 112 - CHAMBERS**

Board Members Present: Christa Yoakum; Sean Flowerday; Roma Amundson; Rick Vest; and Matt Schulte

Others Present: Dave Derbin, Chief Administrative Officer; Kristy Bauer, Deputy Chief Administrative Officer; Brad Johnson, County Corrections Director; and Courtney Lyons, Deputy County Clerk.

*Advanced public notice of the meeting was posted on the County-City Building bulletin board, and the Lancaster County, Nebraska, website and emailed to media on May 17, 2023, and published in the Lincoln Journal Star print edition and website on May 15, 2023.*

The meeting was called to order at 9:02 a.m. A copy of the Open Meetings Act was posted on the wall at the back of the meeting room.

### **AGENDA ITEM**

#### **I. APPROVAL OF MEETING MINUTES FOR FEBRUARY 16, 2023**

**MOTION:** Schulte moved and Vest seconded approval of the February 16, 2023 minutes. Schulte, Vest, Amundson, Flowerday and Yoakum voted yes. Motion carried 5-0.

#### **II. ELECTION OF CHAIR AND VICE CHAIR**

**MOTION:** Vest moved and Amundson seconded to designate Yoakum as Chair and Flowerday as Vice Chair and to continue these positions indefinitely. Vest, Amundson, Schulte, Flowerday and Yoakum voted yes. Motion carried 5-0.



### **III. POPULATION STATISTICS AND CHARTS**

#### **a. Population Comparisons**

Brad Johnson, County Corrections Director, presented updated charts regarding the County Corrections Department (see agenda packet). The jail's average daily population is at 96.6 percent of operational capacity. Amundson asked if the operational capacity was 665. Johnson answered yes, and it is based on staffing levels and safety precautions, not on the number of beds. Vest noted all areas still need to be maintained even if the beds aren't being used. Johnson noted he is unable to use more restrictive open beds because it goes against jail standards to use more restrictive housing when it is not warranted.

Johnson summarized the jail population by type of arrest and sentence for the first quarter of 2023 and gave other current population statistics. At the time of the report, there were 655 inmates in custody with an average of 13 prior bookings. Johnson discussed the average daily population over the last three years. The inmate population has increased over these years.

Vest asked at what point the County would begin sending detainees to other facilities because of capacity issues. Johnson answered the County is already at that point unless numbers start decreasing. Vest asked what the County should do to address this. Johnson answered the County needs to conduct a needs assessment study. Detainees with severe mental illness is also a major issue. Yoakum asked how comprehensive a needs assessment would be. Johnson answered it would be very comprehensive. Johnson said the Board needs to authorize a study so the Department could start the Request for Proposals (RFP) process. Board members discussed the benefits of a study. Amundson noted LB605 has had an impact on the jail population.

Johnson reviewed the average length of stay since 2019 and summarized the population status of all detainees compared to last year. The largest increase is for those pretrial charged with felonies.

#### **b. Booking and Lodging Totals**

Johnson reviewed booking and lodging totals compared to last year and said both have increased.



**c. Custodial Sanctions/County Reinvestment Act**

Johnson reviewed offenders incarcerated for custodial sanctions from both the county and state. There were 1,904 who served a total of 28,906 days from August 2015 through March 2023 and 48 who served a total of 984 days in the most recent quarter.

Flowerday asked about the number of revocations of post release supervision. Johnson answered that number has remained flat.

**d. Regional Center Waiting Periods**

Johnson reviewed the number of incarcerated individuals at the jail waiting for a bed at the Lincoln Regional Center (LRC) and the average waiting period. The current average waiting period is 31.25 days but he expects most to be moved closer to the 90-day mark.

**e. Community Hospital Posts**

Johnson reviewed inmates who have been admitted to a community hospital in the most recent quarter. In March, there were more admitted compared to previous months.

**f. Felonies Sentenced to Lancaster County**

Johnson reviewed inmates sentenced with felonies and the average number of days served.

**g. Drug Court Remand**

Johnson reviewed the number of drug court remands.

**h. Violation of House Arrest**

Johnson reviewed the number of violations of house arrest and the number of days served as a result. He said the number of violations has increased over time as a result of programs that use the jail as a deterrent.



**i. FY22 Statistics Report**

See agenda packet for information on Item i.

Flowerday thanked the County Attorney's Civil Division for decreasing the waiting period for LRC beds. Johnson added the County is now reimbursed for those waiting.

- IV. PROGRAMMING**
- V. TRANSPORTATION**
- VI. WORK CREWS**
- VII. TRAINING**

See agenda packet for information on Items IV through VII.

**VIII. ADJOURNMENT**

**MOTION:** Amundson moved and Flowerday seconded to adjourn at 9:33 a.m. Amundson, Schulte, Flowerday, Vest and Yoakum voted yes. Motion carried 5-0.

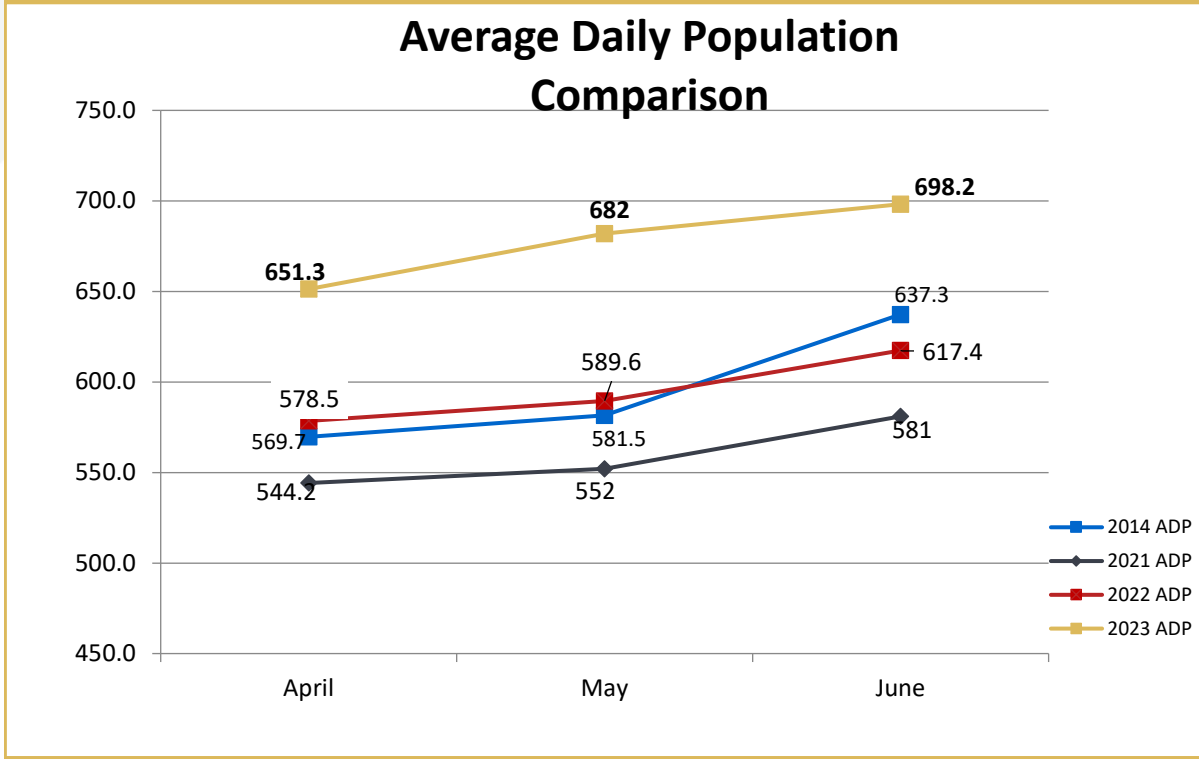


Matt Hansen  
Lancaster County Clerk



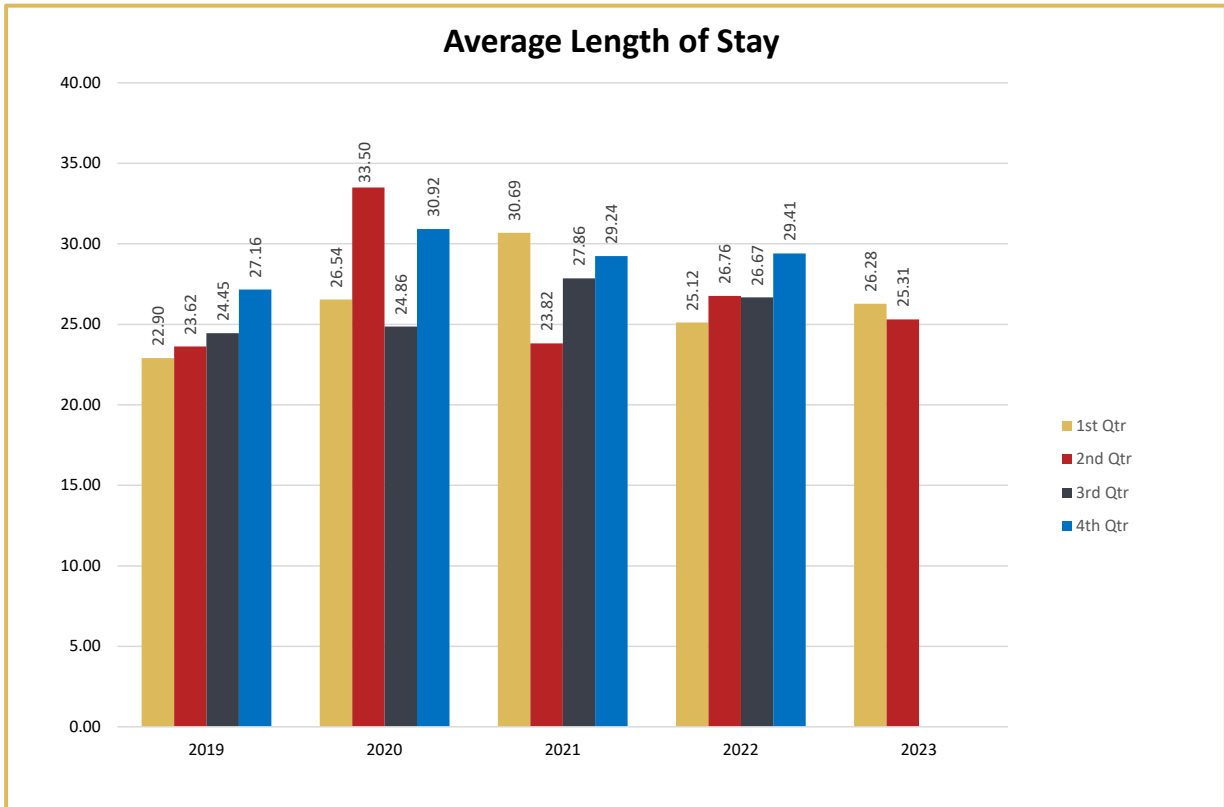
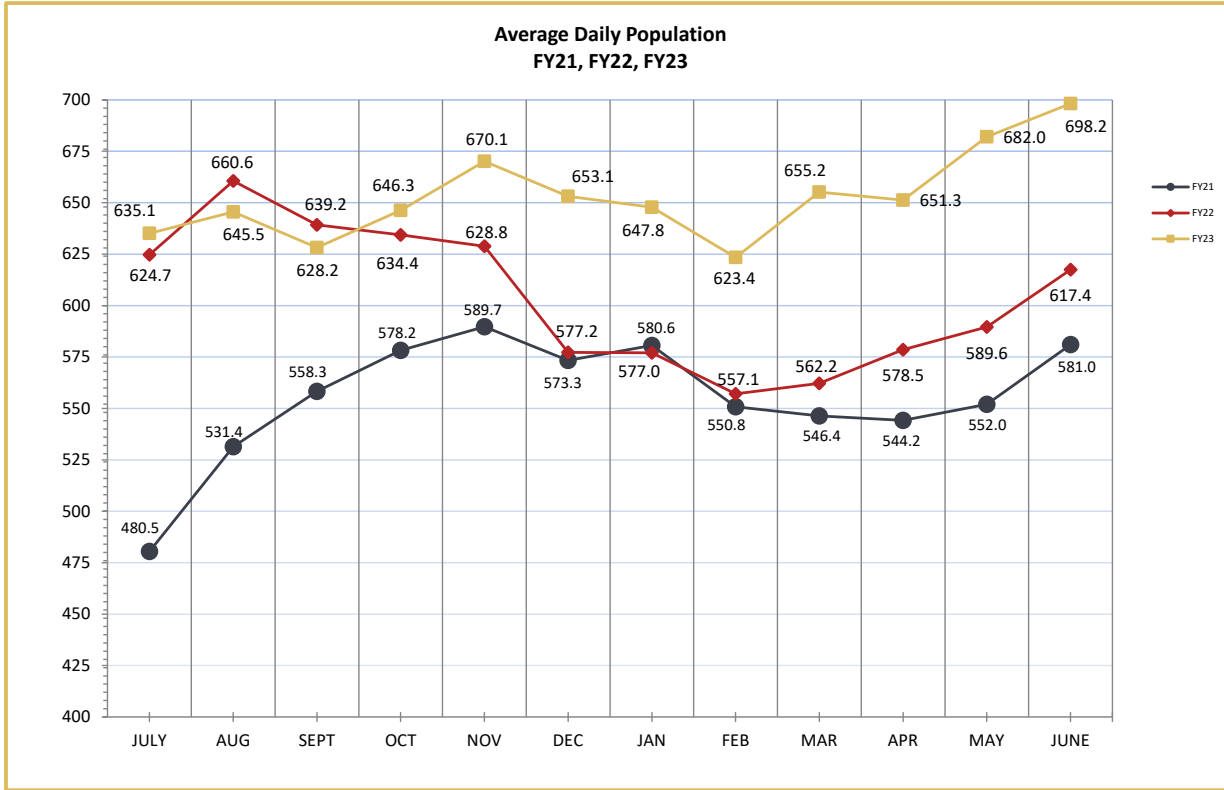
## II. Population Statistics (April 1 – June 30, 2023)

### a. Population Comparisons



- The average daily population (ADP) for this period of 2023 was 677.2 detainees compared to 595.2 detainees for the same period in 2022. This is a 13.8% increase.
- This period's ADP consumed 101.8% of the department's operation capacity of 665.
- Other population total during the 2<sup>nd</sup> quarter of 2023.
  - Felony arrests – 802
  - Misdemeanor arrests – 1,347
  - Felons sentenced – 54
  - Misdemeanors sentenced – 103
  - Held for other jurisdictions – 126
  - Percent conditionally released average – 44.2%
- Current population statistics - as of August 3, 2023.
  - Inmates in custody – 747
  - Average bookings per inmate – 12.06
  - Average FTA per inmate – 4.11
  - Average FTC per inmate – 3.04
  - Inmates who had a history of state incarceration – 205 or 27%

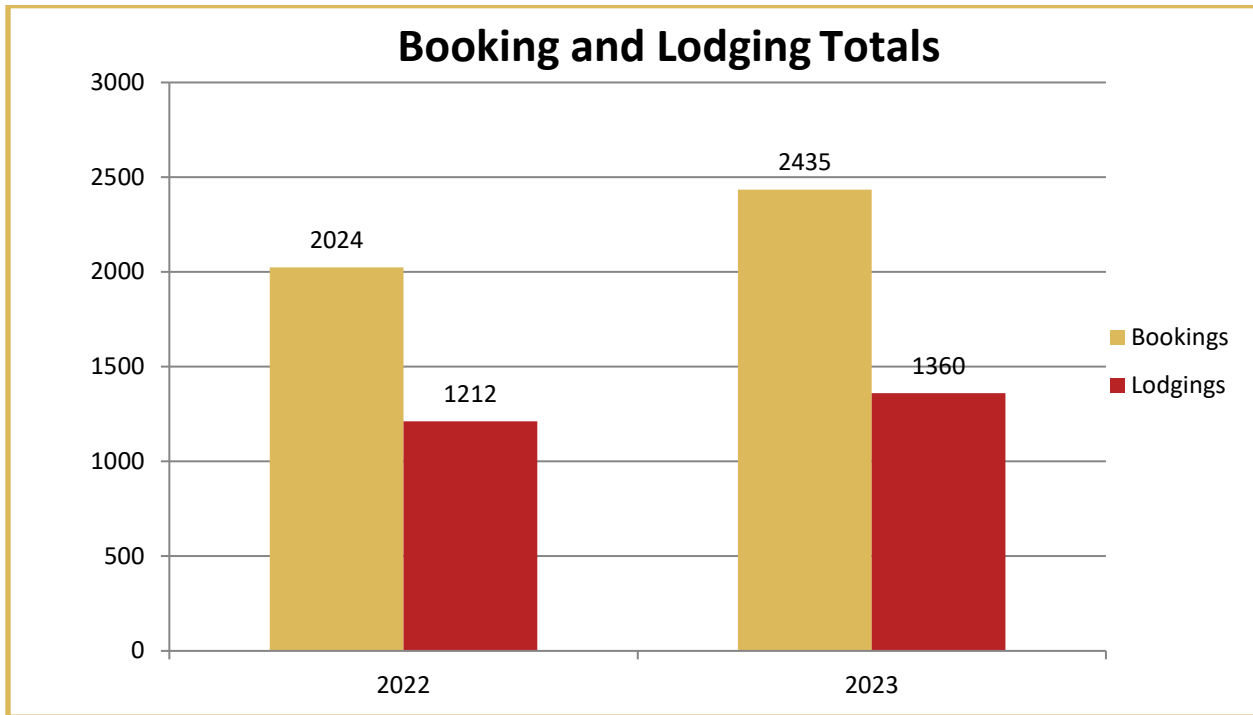






<i>Population Status</i>			<i>Population Status</i>		
As of June 30, 2022			As of June 30, 2022		
Status	Total	Percentage	Status	Total	Percentage
County Pretrial Misd	73	12.9	County Pretrial Misd	92	14.5
County Pretrial Felony	340	60.2	County Pretrial Felony	434	68.6
City Pretrial Misd	11	1.9	City Pretrial Misd	10	1.6
County Sentenced Misd	111	19.6	County Sentenced Misd	112	17.7
County Sentenced Felony	66	11.7	County Sentenced Felony	40	6.3
City Sentenced Misd	6	1.1	City Sentenced Misd	6	0.9
Other	7	1.2	Other	2	0.3
	614			696	

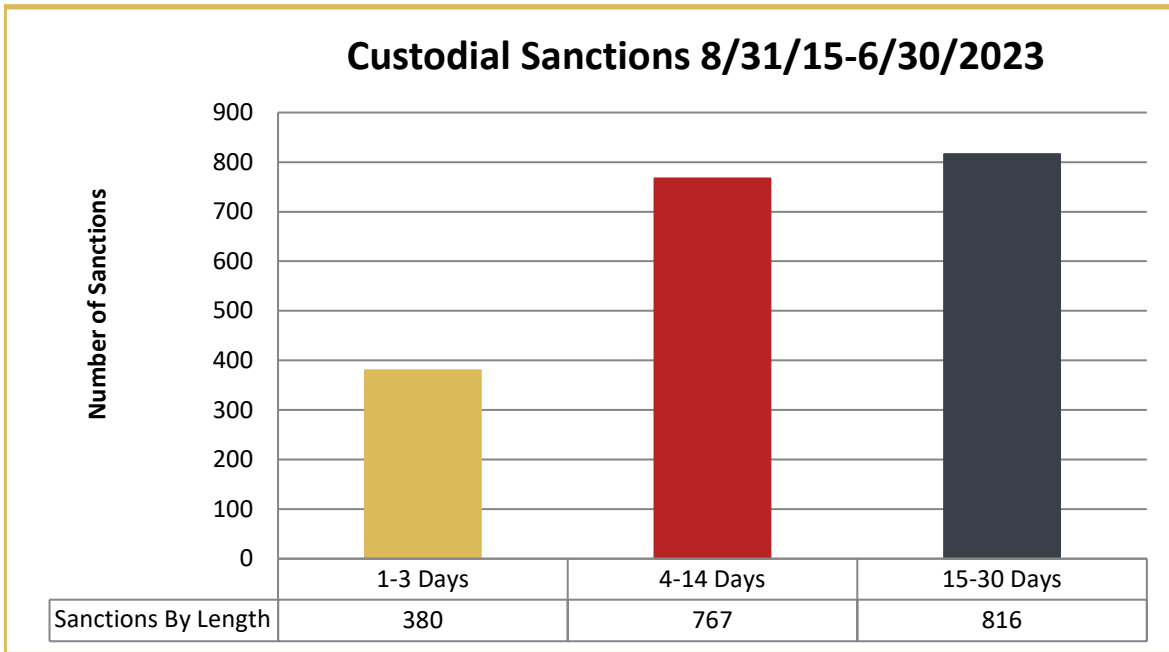
b. Booking and Lodging Totals



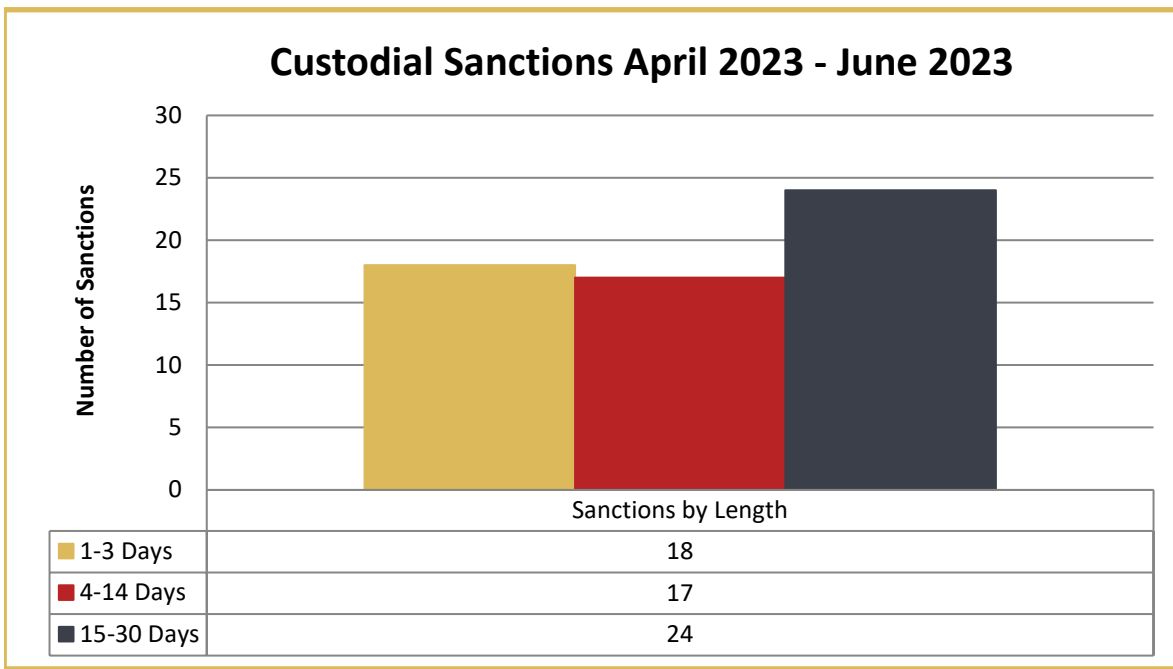
- Average bookings were up 20.31% compared to the same time/period last year.
- Average lodgings were up 12.21% compared to the same time/period last year.



c. Custodial Sanctions/County Reinvestment Act

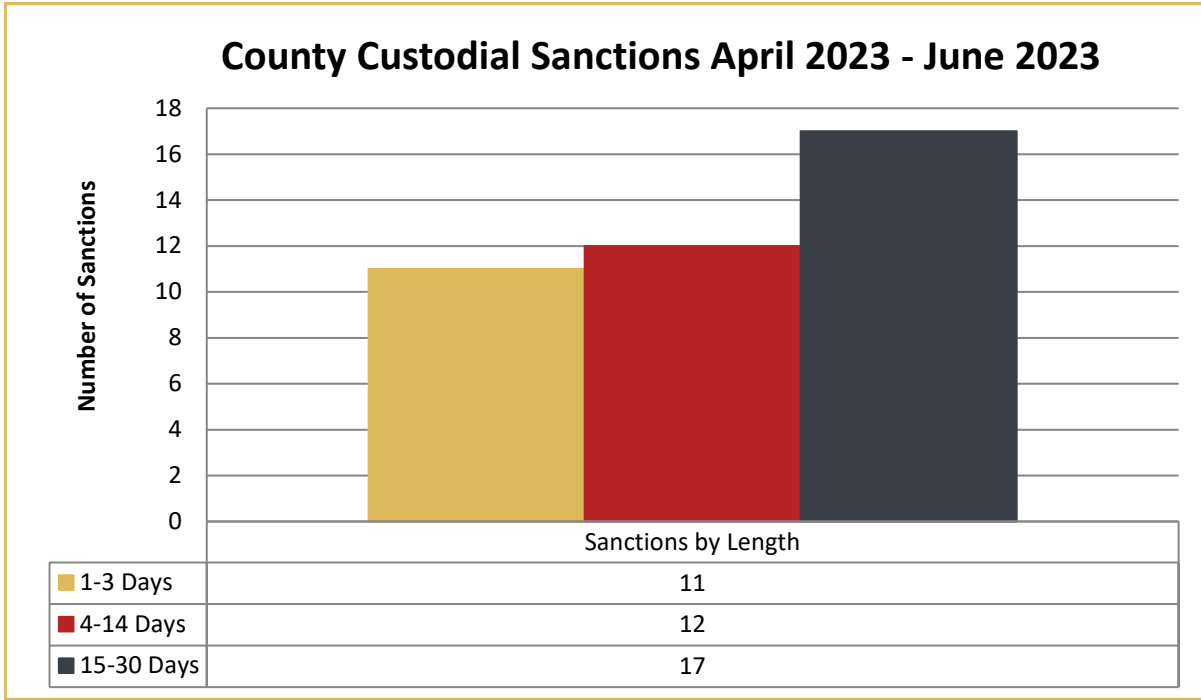


- Lancaster County Department of Corrections tracked 1,963 offenders incarcerated for custodial sanctions during the period of 8/31/2015 to 6/30/2023. These offenders served a total of 29,972 days during this period.

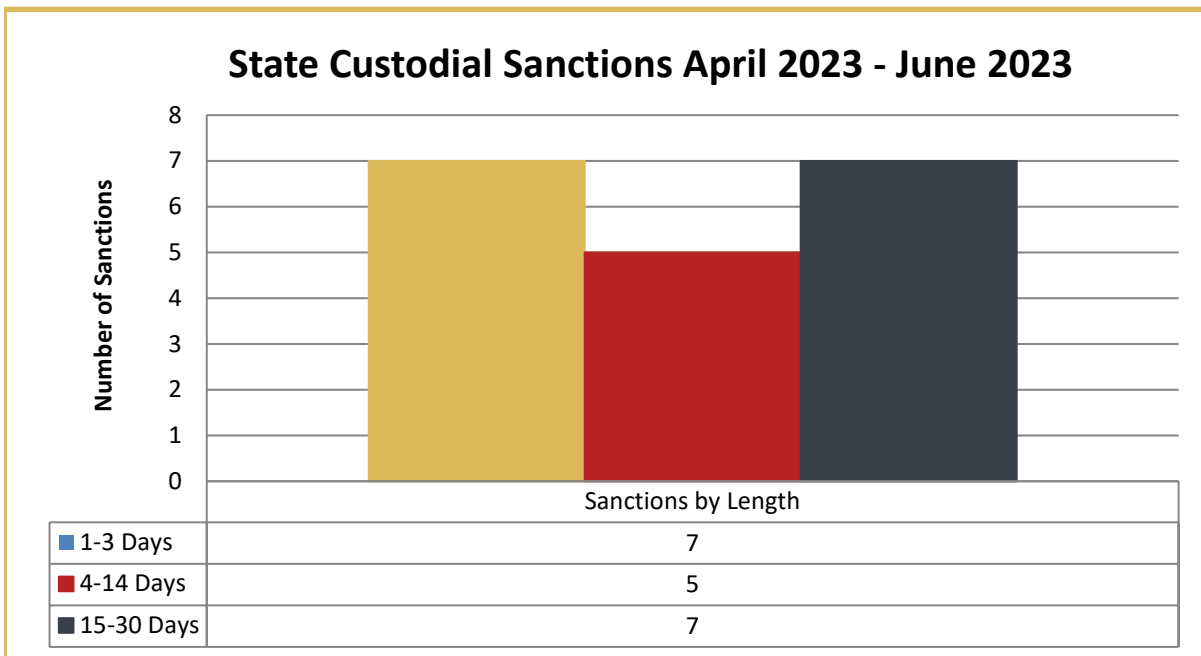


- Forty-three individuals served 59 custodial sanction this quarter for a total of 1,066 days, or an average of 24.8 days per individual.





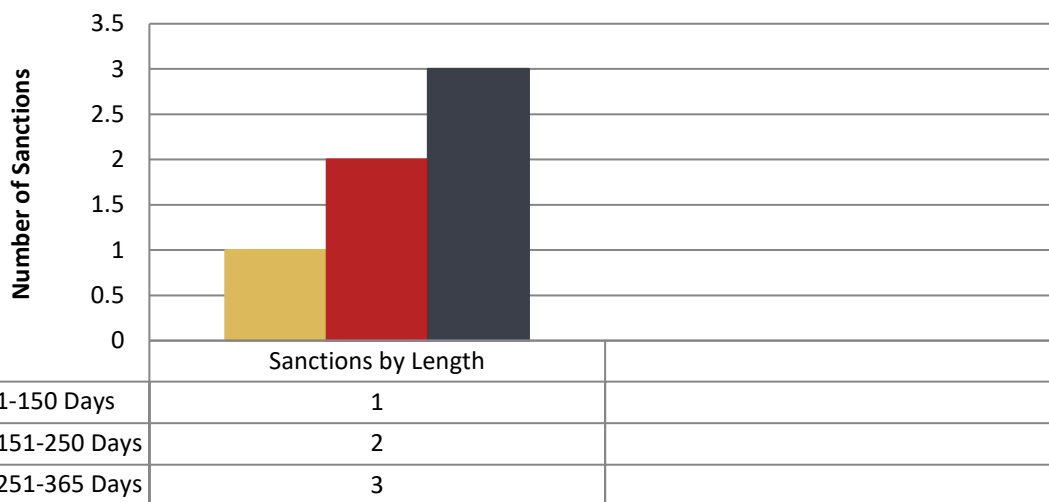
- Twenty-eight individuals served 40 county custodial sanctions this quarter for a total of 504 days or 18 average days per individuals.



- Fifteen individuals served 19 state custodial sanctions this quarter totaling 562 days served or 37.5 average days per individual.

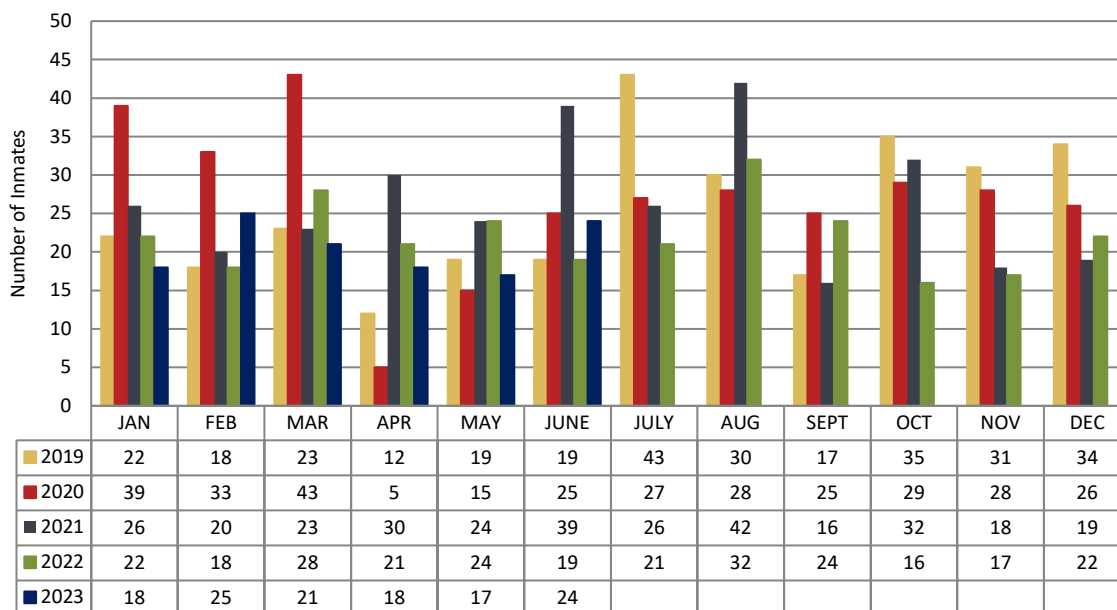


### State PRS Revoked and Re-Sentenced to County April 2023 - June 2023

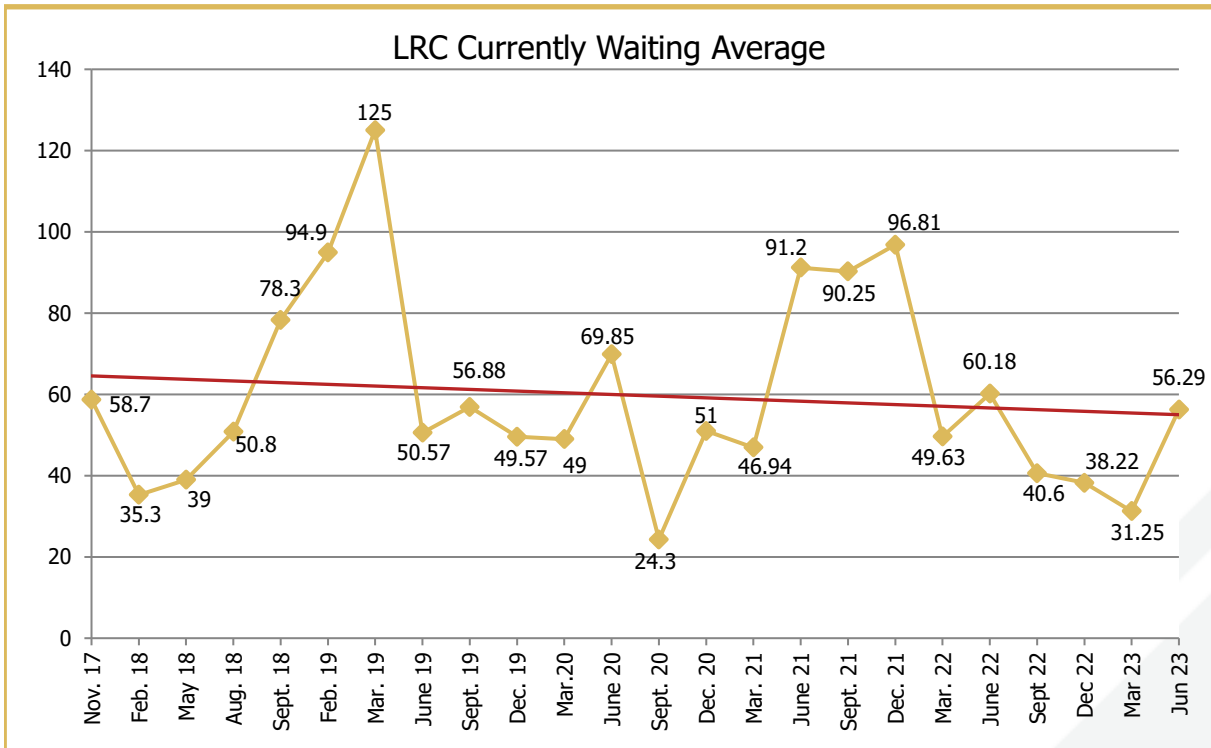
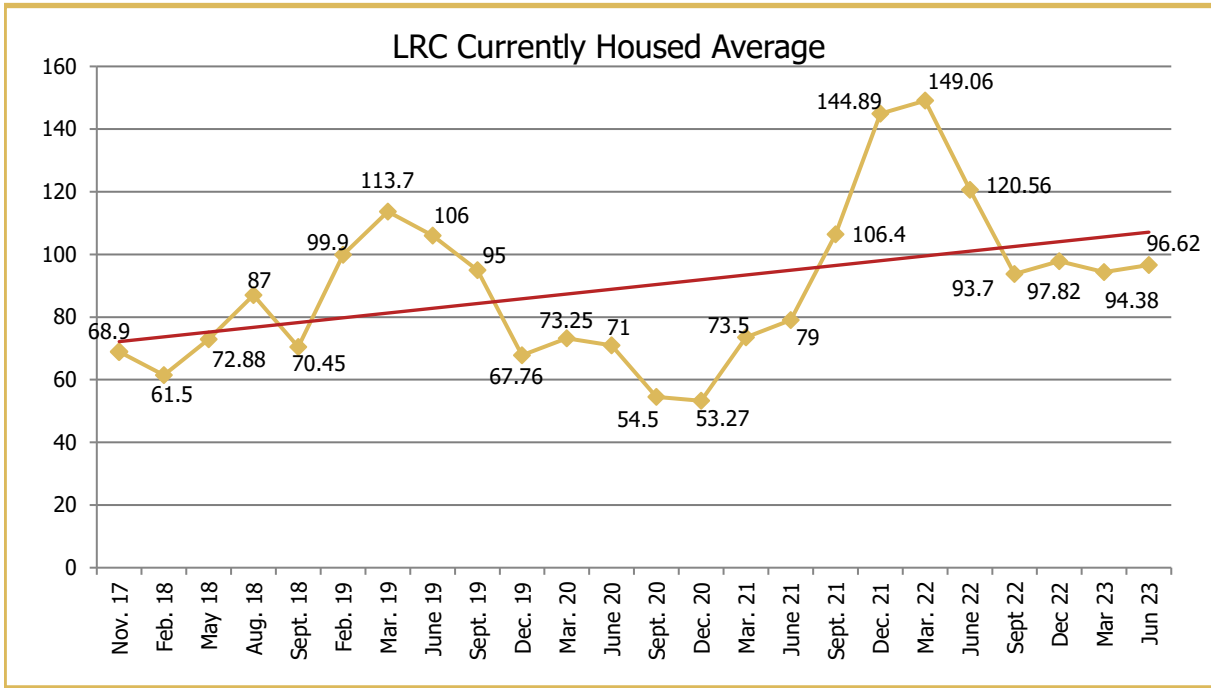


- Seven offenders were tracked who were incarcerated for violating state post release supervision for a total of 1,150 days or an average of 164.3 days per individual. These inmates had their state post release supervision revoked and were resentenced to county time.
- One inmate has been sent to NDOC upon being revoked.

### Number of Inmates Housed on Custodial Sanctions 2018 - 2023



d. Regional Center Housing



## e. Community Hospital Post

## Quarter 2 April – June 2023 Days with Community Hospital Posts

Gold = 1 Hospital Post   Red = 2 Hospital Posts   Blue = 3 Hospital Posts   Gray = 4 Hospital Posts

2023	Sunday	Monday	Tuesday	Wednesday	Thursday	Friday	Saturday
APR							01
	02	03	04	05	06 E	07 E	08 E
	09 E	10 F	11 F	12 F	13	14	15
	16	17	18 G	19 G	20 G-H	21 H-I	22
	23 J	24 J	25 J-K	26	27	28 L	29 L
	30	01	02	03	04	05	06
MAY	07 L	08	09	10	11	12	13
	14	15	16	17 M	18 M	19	20
	21	22	23	24	25	26	27
	28	29	30	31 N	01 N	02 N-O	03 O
JUN	04 O	05 P	06 P	07 P	08	09	10
	11	12	13	14 Q	15 Q	16 Q	17 Q
	18 Q	19 Q	20 Q	21 Q	22	23	24
	25	26	27 R	28 R	29 R	30	

- Twelve inmates had been admitted to a community hospital during the second quarter in 2023. There were thirty-four days with one inmate admitted and four days with two inmates admitted. There was a total of thirty-eight days with at least one inmate admitted to the hospital.



## f. Felonies Sentenced to Lancaster County

- Felony 3A
  - 11 inmates @ 2,807 days (255.18 average days per inmate)
- Felony 4
  - 31 inmates @ 7,900 days (254.84 average days per inmate)
- Total of 42 inmates will serve 10,707 days (254.93 average days per inmate)

## g. Drug Court Remand

- 10 drug court participants will serve 12 remands during this quarter totaling 907 days (90.7 average days per individual)

## h. Violation of House Arrest

- 39 violations served 2,838 days (72.77 average days per violation)

## i. FY23 Statistics Report

LANCASTER COUNTY DEPARTMENT OF CORRECTIONS														
MONTHLY STATUS REPORT														
FISCAL YEAR 2023														
	2022						2023						AVERAGE TO DATE	TOTAL TO DATE
	JUL	AUG	SEP	OCT	NOV	DEC	JAN	FEB	MAR	APR	MAY	JUN		
<b>Average Daily Population @ADF</b>	635	645.5	628.2	646.3	670.1	653.1	647.8	623.4	655.2	651.3	682.0	698.2	653.0	N/A
High for Month	645	643	628	649	672	648	653	627	661	661	700	698	657.1	N/A
Low for Month	591	608	600	611	637	610	610	596	620	619	645	668	617.9	N/A
Total Number of Bookings	734	734	727	724	695	635	743	655	801	770	833	832	740.3	8,883
Felony Arrests	249	281	239	290	233	208	255	231	279	249	275	278	255.6	3,067
Misdemeanor Arrests	386	346	409	341	355	334	403	325	418	421	453	473	388.7	4,664
Felons Sentenced	19	23	22	16	28	24	17	25	20	17	20	17	20.7	248
Misdemeanants Sentenced	32	30	25	29	30	28	31	33	30	33	42	28	30.9	371
Held for Other Jurisdictions	47	52	33	47	47	39	36	38	53	50	41	35	43.2	518
<b>Total Conditionally Released</b>	<b>304</b>	<b>305</b>	<b>327</b>	<b>288</b>	<b>278</b>	<b>257</b>	<b>322</b>	<b>281</b>	<b>318</b>	<b>342</b>	<b>348</b>	<b>385</b>	<b>312.9</b>	<b>3,755</b>
Percent Conditionally Released	41.42%	41.55%	44.98%	39.78%	40.00%	40.47%	43.34%	42.90%	39.70%	44.42%	41.78%	46.27%	42.2%	
Pre-Arrestment Releases	247	233	260	211	202	182	250	232	227	266	275	300	240.4	2,885
Court Disposition Releases	57	72	67	67	76	75	72	49	91	76	73	85	71.7	860
<b>Total of Individuals Lodged</b>	<b>430</b>	<b>429</b>	<b>400</b>	<b>436</b>	<b>417</b>	<b>378</b>	<b>421</b>	<b>374</b>	<b>483</b>	<b>428</b>	<b>485</b>	<b>447</b>	<b>427.3</b>	<b>5,128</b>
<b>Medical/Mental Health Services</b>														
Referred to Jail Physician	127	125	115	141	149	158	125	98	161	124	111	152	132	1,586
Referred to Mental Health/LRC	3	2	1	2	0	0	0	0	0	2	1	0	1	11
Transferred to Emergency Room	13	18	10	9	12	9	8	4	8	15	11	9	11	126



### III. Programming (April 1 – June 30,2023)

- Religious (484 Meetings)
  - Bible Study – 154
  - Church Service – 130
  - Discipleship Mentoring – 84
  - 1:1 Religious Counseling – 90
  - God For the Addicted – 26
- Substance Abuse Education & 12 Step Programs (59 Meetings)
  - AA Meetings – 37
  - NA Meetings – 8
  - Smart Recovery – 14
- W.I.S.R. & M.I.S.T.R. Programs (267 Meetings)
  - Yoga/Exercise – 71
  - Moving On – 34
  - Seeking Safety – 9
  - What You Need to Know – 36
  - 12 Crucial Life Skills – 44
  - 12 Step DBT – 33
  - Beyond Anger & Violence – 9
  - Emotional Health Series – 31
- W.R.A.P. (144 Meetings)
  - Wellness Recovery Action Plan – 32
  - Art Therapy – 12
  - Helping Women Recover – 8
  - Helping Men Recover - 7
  - New Direction – 42
  - Coping With Ange & Violence – 23
  - Psych Movies - 20
- Educational Programs (138)
  - GED Classes – 87
  - CASAS (Formerly TABE) – 4
  - Moral Reconation Therapy – 47
- Transition Planning (Inmate Contacts 81)
  - Wellbeing Initiative Peer Support Contacts – 77
  - I’ve Got a Name - 4
- Work/Court Ordered Release Average Number of Inmates Per Month
  - April - 2 County Court and 3 District Court
  - May – 4 County Court and 3 District Court
  - June – 1 County Court and 5 District Court
- GED Practice and Subject Tests
  - April – 3
  - May – 19\*
  - June – 9\*

\*One male inmate earned his GED on May 18, 2023.  
 \*One male inmate earned his GED on June 9, 2023.  
 \*One male inmate earned his GED on June 29, 2023.





## IV. Transportation (April 1 – June 30, 2023)

- Court Appearances
  - County Court
    - Video Appearances – 2,668
    - Physical Appearances – 155
  - District Court
    - Video Appearances – 447
    - Physical Appearances – 243
- Off-Site Transports
  - State Department of Corrections
    - Diagnostic and Evaluation – 72
    - Nebraska Center for Women (York) – 9
  - Medical
    - Hospital – 27
    - Clinical Appointments – 96
  - Mental Health
    - Lincoln Regional Center – 15
    - Crisis Center – 2
  - Miscellaneous Transport Duties
    - L.S.O. Paper Service – 228
    - New Lodges – 113
    - Telephonic Court – 54
    - Transfer to Y.A.C. – 0
    - Other – 13 out of County



## V. Work Crews (April 1 – June 30, 2023)

Six inmates worked 60 time around the facility.

- Yard Crew
  - Miscellaneous landscaping and trimming on ADF grounds.
  
- Inside Work Crews
  - Cleaning warehouse
  - Miscellaneous work in non-detention areas of the facility.
  - Unloading and putting away large monthly orders of supplies.
  - Loading pallets in the warehouse and bringing supplies into the building weekly.
  
- Lancaster County Event Center
  - Helped set up and tear down for events at the Lancaster Event Center.
  - Cleaned horse stalls at Lancaster Event Center.
  
- Other Outside Facility Work
  - Moved cubicle and office furniture from Hall of Justice to storage.



**VI. Training (April 1 – June 30, 2023)**

<b>Training</b>	<b>Staff</b>	<b>Staff Attendance</b>	<b>Hours Training</b>
CPR	Security	183	8
OJT	Officer	1	80
Remedial Training Pat Searches	Officer	1	1
Remedial Training UOF	Officer	1	1
CJIS	Security	1	2
Bi Tech (Webinar)	Programs	1	2
Criminal Justice Matrix	Programs	2	16
Nebraska Jail Standards Association	Security	10	24
AJA Omaha	All	15	32
FTO Training	Officers	4	160
Orientation	Kitchen	5	35
Orientation	Medical	5	38
Orientation	ICS	1	54

