

# Lancaster County Board of Corrections

August 19, 2021

LANCASTER COUNTY DEPARTMENT OF CORRECTIONS

:

# Lancaster County Board of Corrections

## August 19, 2021

---

### Agenda

Thursday, August 19, 2021

8:30 a.m.

- I. Approval of the May 13, 2021 minutes
  - a. May 13, 2021 minutes
  
- II. Population Statistics & Charts
  - a. Population Comparisons
  - b. Booking and Lodging Totals
  - c. Pre-Trial and Sentence Conversion Release
  - d. Custodial Sanctions/County Reinvestment Act
  - e. Regional Center Waiting Periods
  - f. Community Hospital Posts
  - g. Felonies Sentenced to Lancaster County
  - h. Drug Court Remand
  - i. Violation of House Arrest
  - j. FY21 Statistics Report
  
- III. Programming
  
- IV. Transportation
  
- V. Work Crews
  
- VI. Training

# Lancaster County Board of Corrections

August 19, 2021

---

**MINUTES  
BOARD OF CORRECTIONS MEETING  
THURSDAY, MAY 13, 2021  
COUNTY-CITY BUILDING  
COUNTY-CITY BUILDING – ROOM 112  
9:00 A.M.**

Board Members Present: Deb Schorr, Chair; Roma Amundson; Sean Flowerday; Rick Vest; and Christa Yoakum

Others Present: Dave Derbin Chief Administrative Officer; Ann Ames, Deputy Chief Administrative Officer; Brad Johnson, Corrections Director; Leslie Brestel, County Clerk's Office

*Advanced public notice of the meeting was posted on the County-City Building bulletin board, and the Lancaster County, Nebraska, website and emailed to media on May 12, 2021 and published in the Lincoln Journal Star print edition and website on May 10, 2021.*

The meeting was called to order at 9:00 a.m. A copy of the Open Meetings Act was posted on the wall at the back of the meeting room.

## **AGENDA ITEM**

### **I. APPROVAL OF MEETING MINUTES FOR FEBRUARY 18, 2021**

**MOTION:** Vest moved and Flowerday seconded approval of the February 18, 2021 meeting minutes. Amundson, Vest, Yoakum, Flowerday, and Schorr voted yes. Motion carried 5-0.

### **II. POPULATION STATISTICS & CHARTS**

Johnson reviewed a PowerPoint presentation that covered various aspects of the Corrections Department (see agenda packet).

#### **a. Population Comparisons**

Johnson said the pandemic has reduced the jail's population by 8.6%. The jail is at approximately 84% of the department's operational capacity.

#### **b. Booking and Lodging Totals**

See agenda packet for more information. Johnson noted pretrial felonies are 57% of the jail's

Lancaster County Board of Corrections  
August 19, 2021

---

total population.

**c. Pre-Trial and Sentence Conversion Release**

Johnson said the lower percentage numbers of bookings and lodgings are due to fewer individuals in the jail. Additionally, lower releases were due to the smaller jail population.

**d. Custodial Sanctions/County Reinvestment Act**

Flowerday inquired if individuals are being sent back for the remainder of their sentences or for the full sentence. Johnson will research this question for the next Board of Corrections meeting in August. He noted there are less people with Felony IV convictions receiving Post Release Supervision (PRS), so the jail numbers should decrease. Due to the timing of sentences, it will take some time for the jail to see the lower numbers that Adult Probation is seeing.

**e. Regional Center Waiting Periods**

Johnson stated Community Corrections is assisting individuals who are coming out of competency restoration with finding housing and treatment program options. He also reminded the Board there has been legislation passed that allows for the outpatient restoration of competency by service providers, which could reduce the number of individuals waiting for the Regional Center.

It was the consensus of the Board to introduce a legislative bill that would charge the State a per diem for individuals in the County's custody who have been sentenced to competency restoration but are still waiting in jail to enter the Regional Center.

**f. Community Hospital Posts**

Johnson noted the number of hospitalizations was very low compared to average hospitalizations.

**g. Felonies Sentenced to Lancaster County**

**h. Drug Court Remand**

**i. Violation of House Arrest**

**j. FY21 Statistics Report**

See agenda packet for more information on Items IIg-j.

Lancaster County Board of Corrections  
August 19, 2021

---

- III. PROGRAMMING**
- IV. TRANSPORTATION**
- V. WORK CREWS**
- VI. TRAINING**

See agenda packet for more information on Items III-VI.

**OTHER**

Jennifer Summers, licensed mental health dependent inpracticianer, introduced herself and said she specializes in alcohol and drug addiction therapy. She conducts programs with women in the jail pertaining to drug and alcohol abuse. At this point there are 12 women in the program who were selected through a screening process. She is also utilizing Community Corrections staff for peer case management and identifying special needs prior to the participants being released. She would like to see this program expanded to the males also, although, that would require additional staffing.

Johnson said the program's statistics will be reported to the Board when they are available. Kim Etherton, Community Corrections Director, added the judges are trending to putting individuals in pretrial release if they can be in treatment. There is a large demand on treatment services so having individuals participate in treatment while in custody will help them get out on bonds sooner.

**ADJOURNMENT**

**MOTION:** Vest moved and Yoakum seconded to adjourn the meeting at 9:26 a.m. Amundson, Flowerday, Vest, Yoakum and Schorr voted yes. Motion carried 5-0.

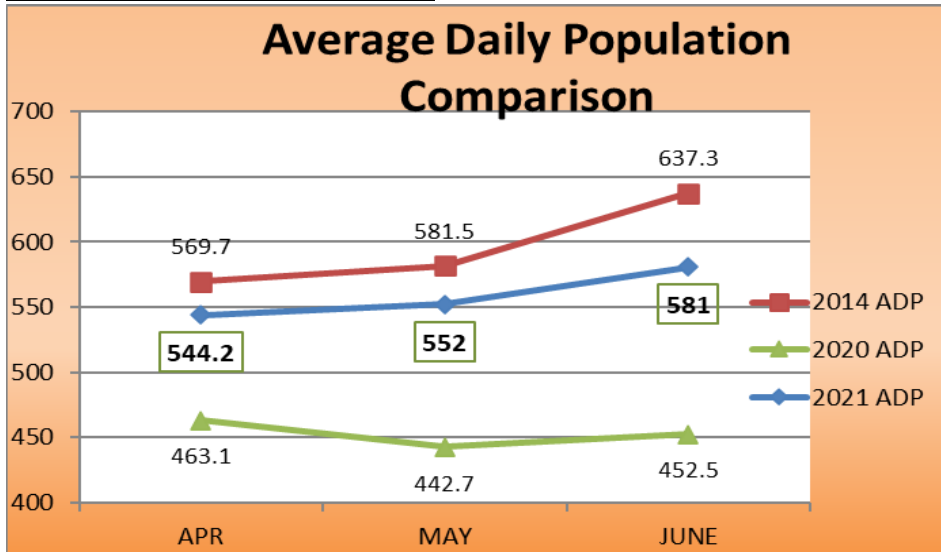
  
\_\_\_\_\_  
Dan Nolte  
Lancaster County Clerk



Lancaster County Board of Corrections  
August 19, 2021

**II. Population Statistics (April-June, 2021)**

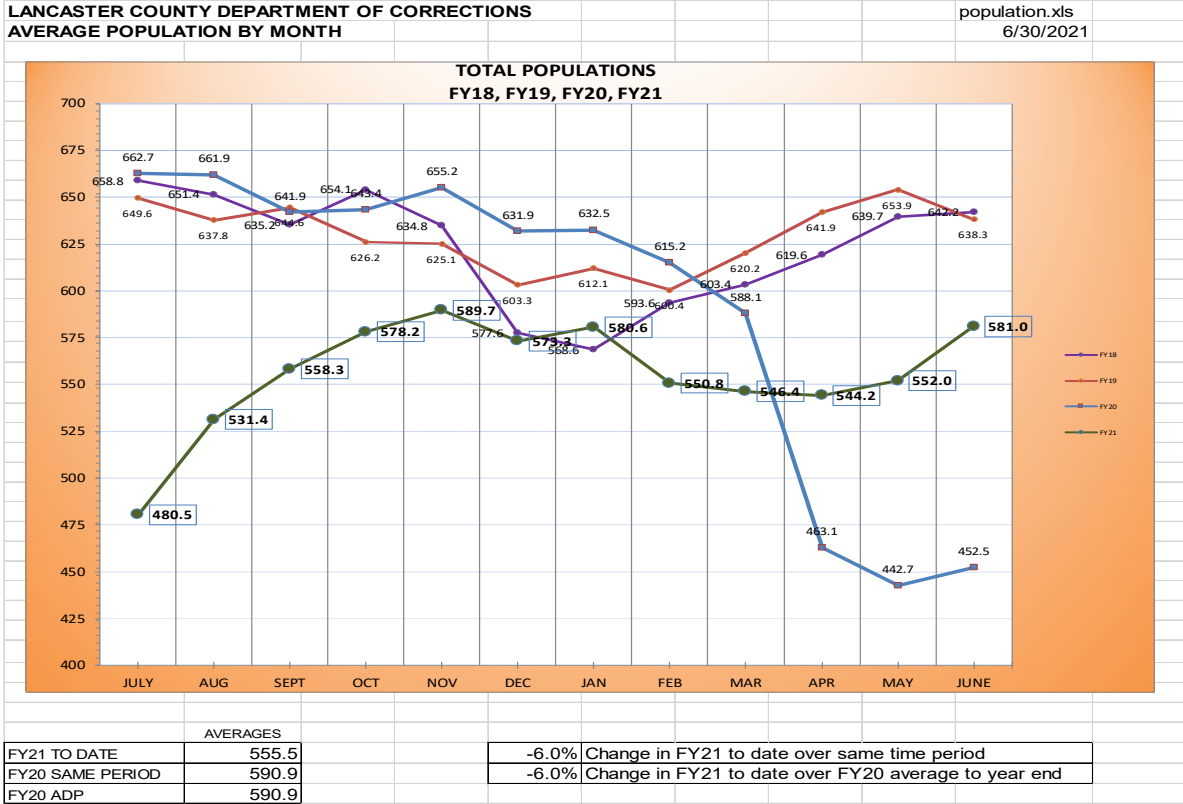
**A. Population Comparisons**



- The average daily population (ADP) for this period of 2021 was 559.1 detainees compared to 452.8 for the same period in 2020. This is an 23.5% increase.
- This period ADP consumed 84.1% of the department's operational capacity of 665.
- Other Population Totals during 2<sup>nd</sup> quarter of 2021:
  - Felony Arrests-816
  - Misdemeanor Arrests-1,011
  - Felons Sentenced- 82
  - Misdemeanors Sentenced- 101
  - Held for other Jurisdictions-119
  - Percent Conditionally Released Average-40.2%
- Current Population Statistics-As of July 31, 2021
  - 663 inmates were in custody
  - Average bookings per inmate – 12.6
  - Average FTA per inmate – 4.5
  - Average FTC per inmate – 3.3
  - 27% or 181 inmates had a history of state incarceration

# Lancaster County Board of Corrections

## August 19, 2021



2019	JAN	FEB	MAR	APR	MAY	JUN	JUL	TOTAL
Booked	851	696	848	843	906	734	825	5703
Released	836	683	816	843	923	702	808	5611
# Change	15	13	32	0	-17	32	17	92
% Change	1.76%	1.87%	3.77%	0%	-1.88%	4.36%	2.06%	1.63%

Average daily stay for this time period = **23.52**  
 Average Daily Population x Number of Days / Number booked in - (632.79 x 212 / 5703 = 23.52)

2021	JAN	FEB	MAR	APR	MAY	JUN	JUL	TOTAL
Booked	511	481	648	693	695	748	736	4512
Released	514	504	659	665	686	735	666	4429
# Change	-3	-23	-11	28	9	13	70	83
% Change	-0.58%	-4.78%	-1.70%	4.04%	1.29%	1.74%	9.51%	1.84%

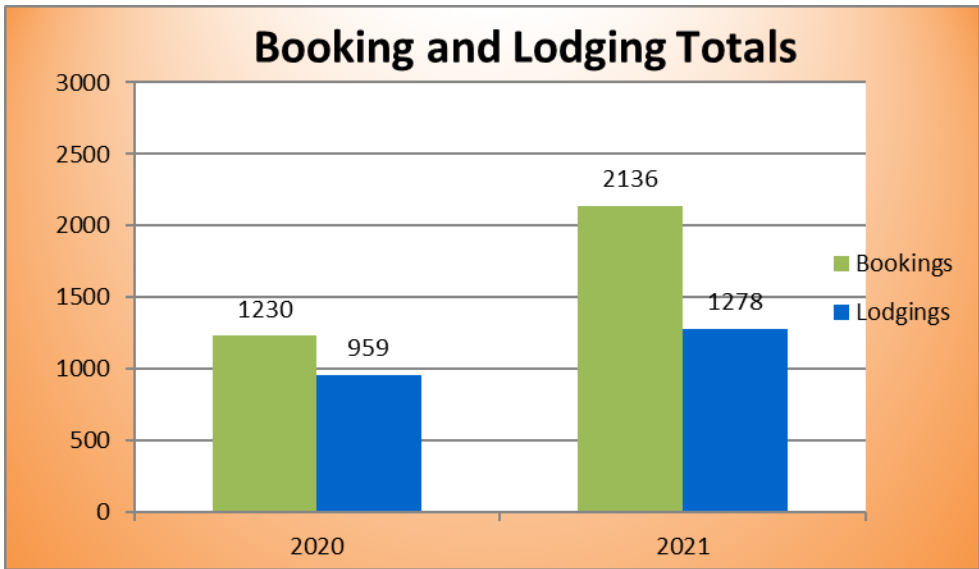
Average daily stay for this time period = **26.71**  
 Average Daily Population x Number of Days / Number booked in - (568.52 x 212 / 4512 = 26.71)

Lancaster County Board of Corrections  
August 19, 2021

---

<b><i>Population Status</i></b>		
As of July 31, 2021		
<b>Status</b>	<b>Total</b>	<b>Percentage</b>
County Pretrial Misd	56	8.6
County Pretrial Felony	383	58.7
City Pretrial Misd	8	1.2
County Sentenced Misd	126	19.3
County Sentenced Felony	61	9.3
City Sentenced Misd	8	1.2
Other	4	0.6

**B. Booking & Lodging Totals**



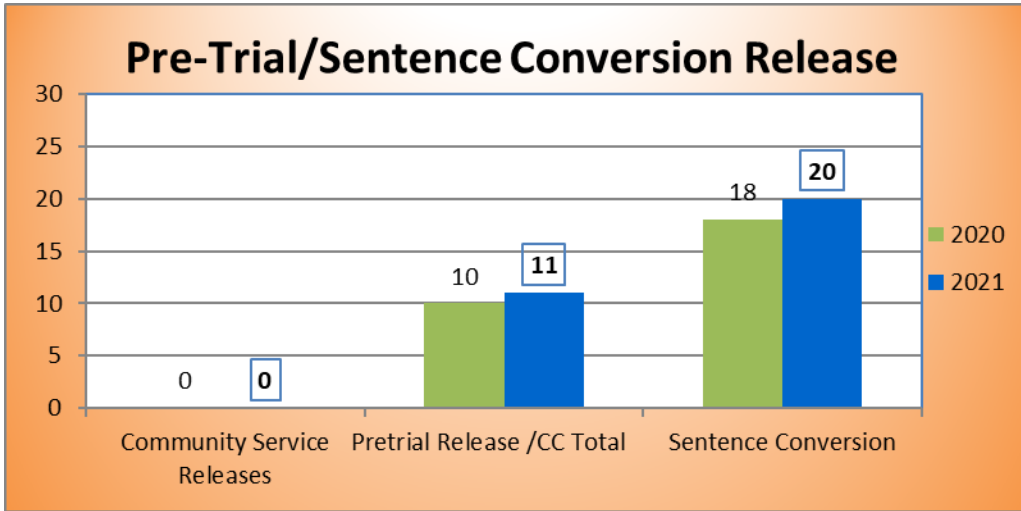
- Average bookings were up 73.7% compared to the same time period last year.
- Average lodgings were up 33.3% compared to the same time period last year.



Lancaster County Board of Corrections  
August 19, 2021

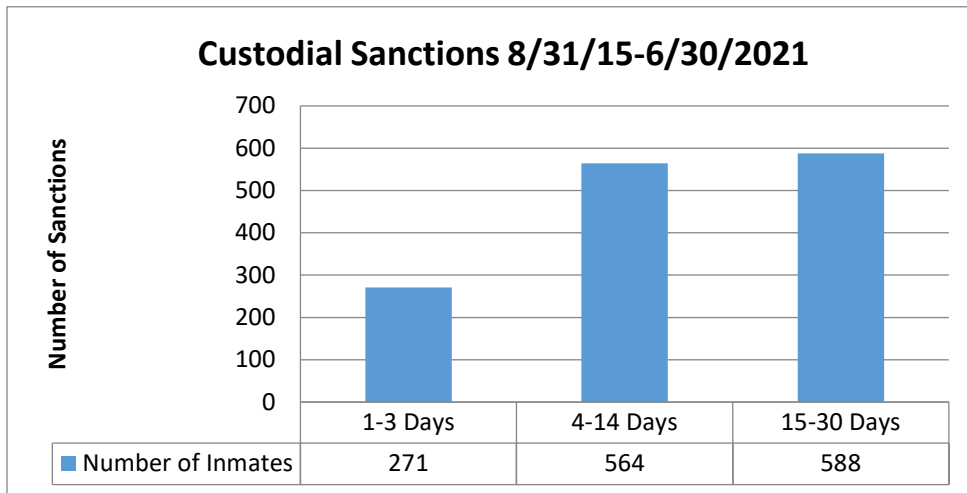
---

**C. Pre-Trial/Sentence Conversion Release**



**D. Custodial Sanctions/County Reinvestment Act**

- Lancaster County Department of Corrections tracked offenders who were incarcerated for Custodial Sanctions. During the time period, 8/31/15 to 6/30/2021, there have been 1,423 custodial sanctions. These offenders served a total of 22,272 days.

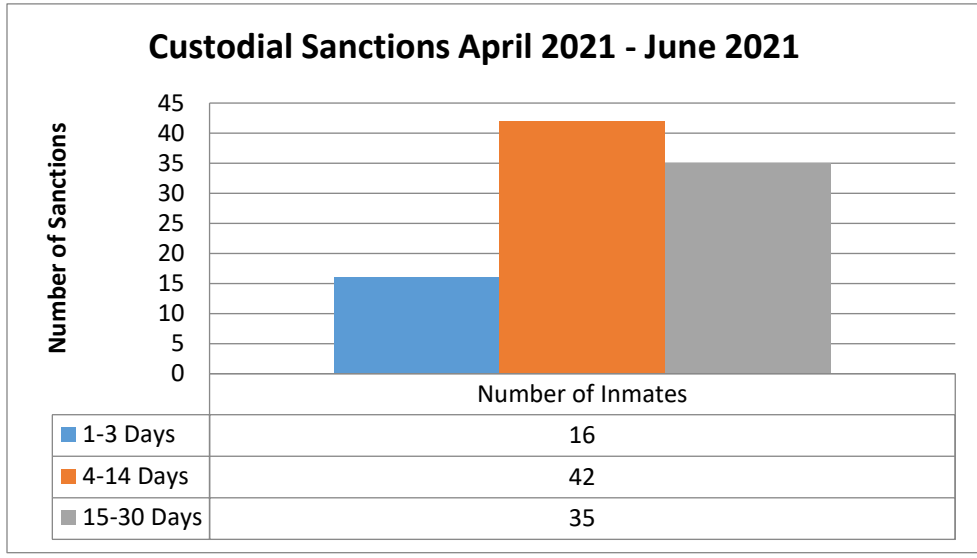


# Lancaster County Board of Corrections

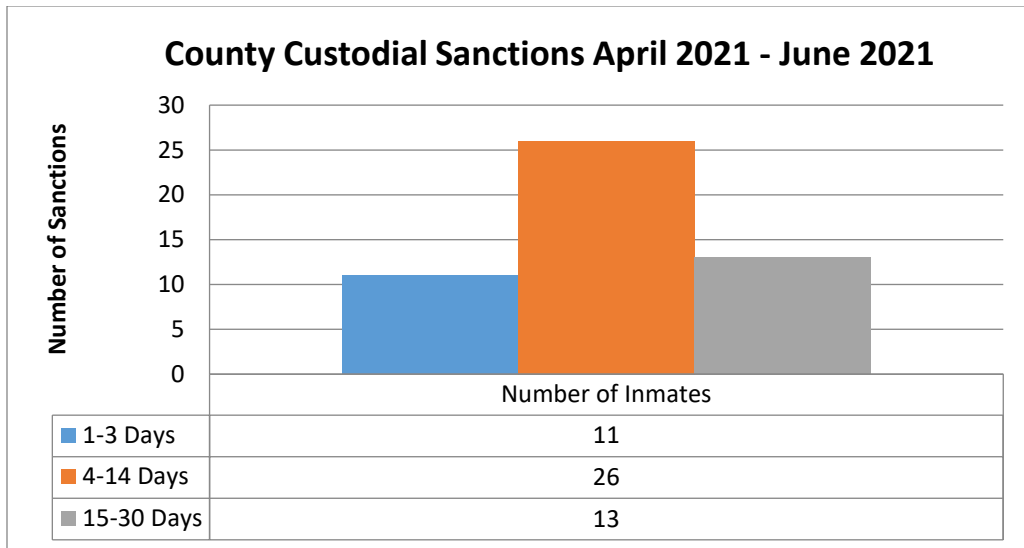
## August 19, 2021

---

- 62 individuals will serve 93 custodial sanctions this quarter for a total of 1,280 days (20.6 average days per individual)



- 35 individuals will serve 50 county custodial sanctions this quarter for a total of 545 days (15.6 average days per individual)

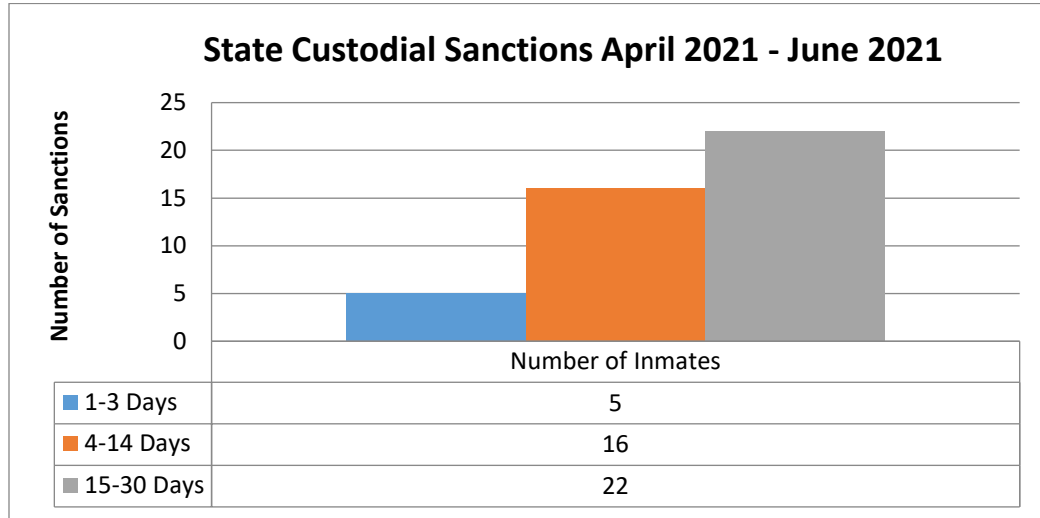


# Lancaster County Board of Corrections

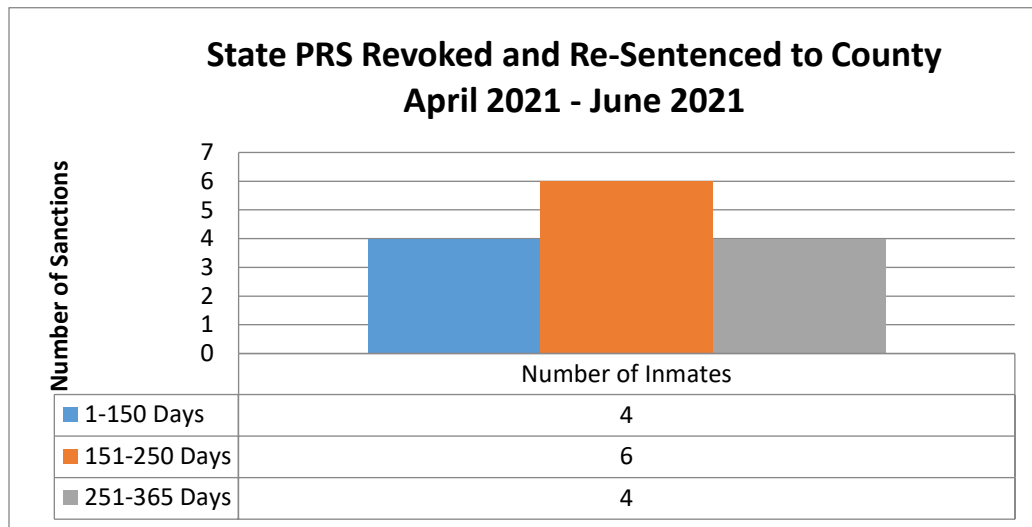
## August 19, 2021

---

- There were 27 individuals serving 43 State Custodial Sanctions this quarter, totaling 735 days served. (27.2 average days per individual)

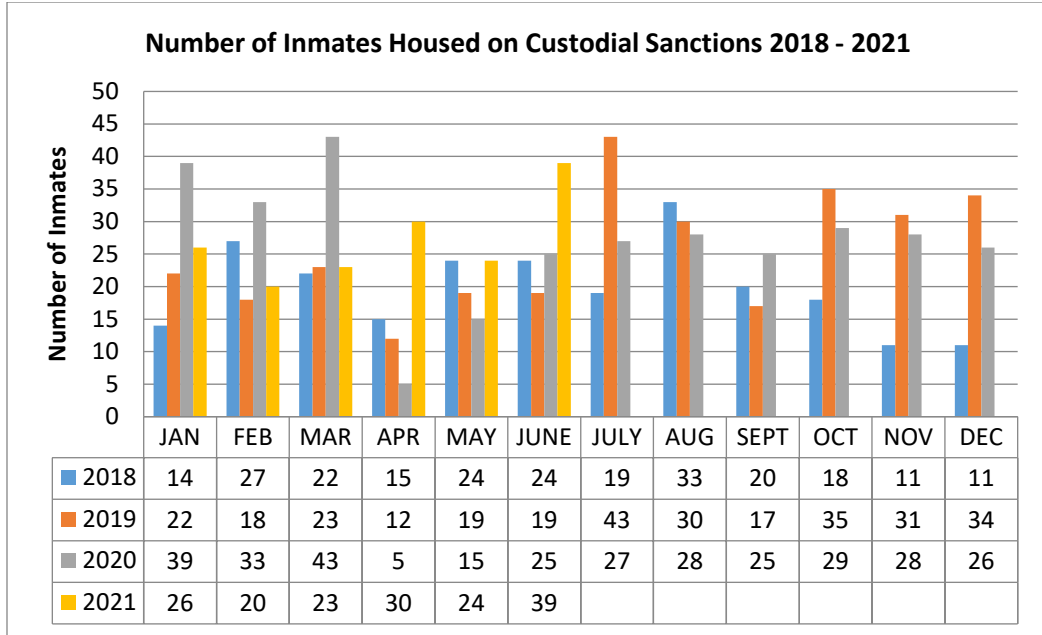


- Lancaster County Department of Corrections tracked 14 offenders who were incarcerated for violating State Post Release Supervision. These inmates had their State Post Release Supervision revoked and were re-sentenced to county time. These sentences totaled 2,699 days or 192.8 days per individual.



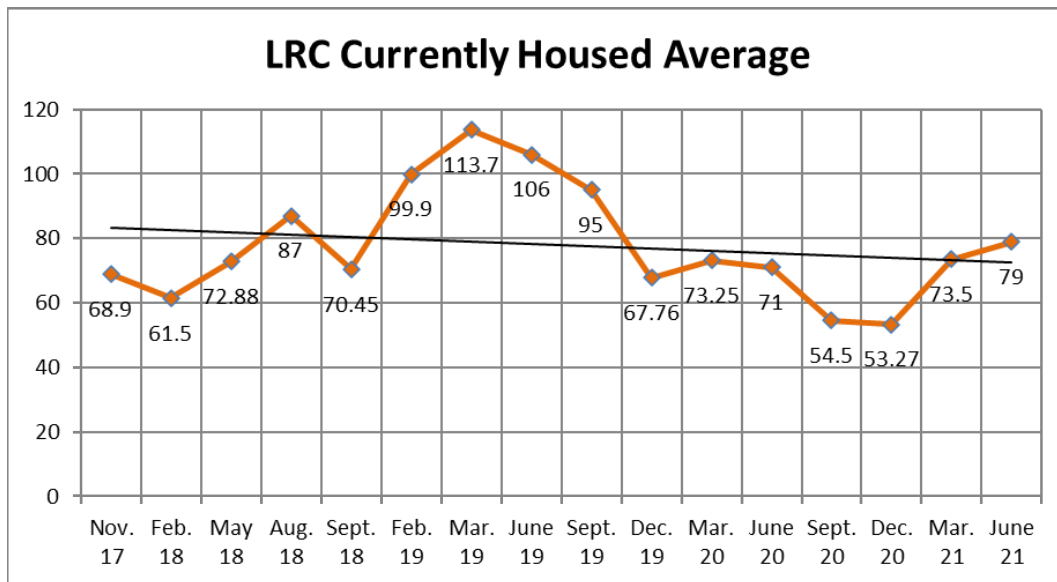
# Lancaster County Board of Corrections

August 19, 2021



## E. Regional Center Housing

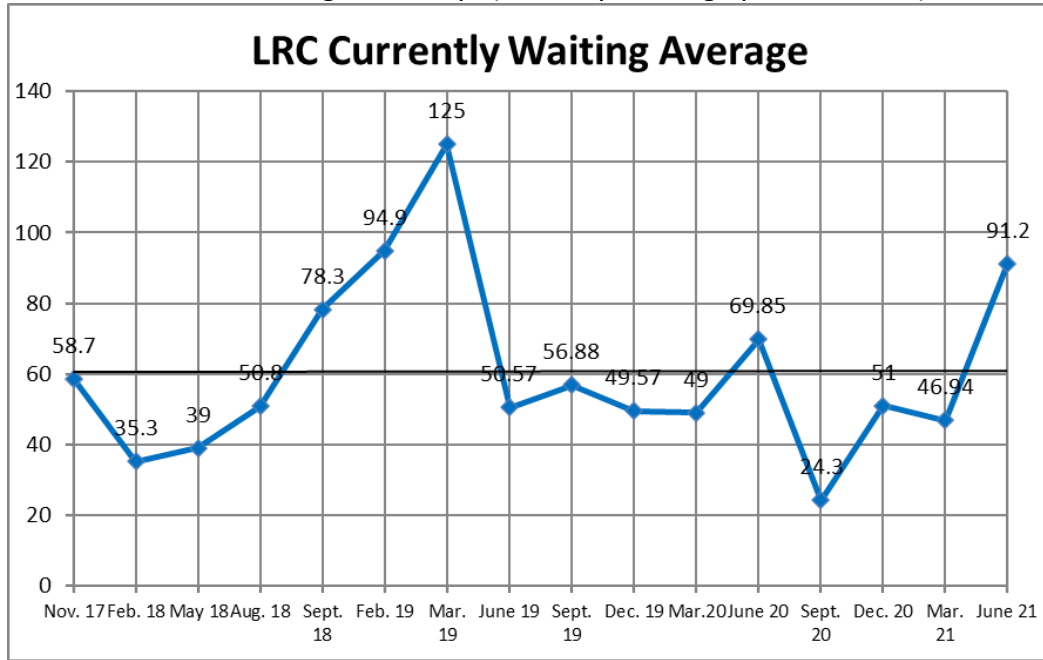
➤ 4 individuals currently housed 316 days (79 days average per individual)



# Lancaster County Board of Corrections

August 19, 2021

- 15 individuals waiting 1,368 days (91.2 days average per individual)



## F. Community Hospital Post

- Eleven inmates admitted to the community hospital in Quarter 2, 2021. 19 days with one inmate admitted and two additional days with two inmates admitted.

### 2021 (Q2 April – June) Days with Community Hospital Posts

Blue = 1 Hospital Post    Green = 2 Hospital Posts    Red = 3 Hospital Posts

2021	Sunday	Monday	Tuesday	Wednesday	Thursday	Friday	Saturday
APR	[Black]				01	02	03 L
	04	05	06	07	08	09	10
	11	12	13	14	15	16	17
	18	19	20	21	22	23	24
	25	26	27 M	28 M	29 M	30	01
	02	03 N	04 N	05	06	07 O	08 O
	09 O	10	11	12	13	14 P	15 P

Lancaster County Board of Corrections  
August 19, 2021

---

<b>MAY</b>	16	17	18	19	20	21	22
	23	24	25	26	27	28	29
	30	31	01	02	03	04 Q	05
<b>JUN</b>	06 R	07	08	09	10	11	12
	13	14 S	15 S	16 S T	17 S T	18 T	19 T
	20	21	22	23	24	25	26 U
	27 U	28	29	30 V			

**G. Felonies Sentenced to Lancaster County**

- Felony 3A
  - 18 inmates @ 5,204 days (289.1 average days)
- Felony 4
  - 12 inmates @ 3,190 days (265.8 average days)
- ✓ **Total of 30 inmates will serve 8,394 days (279.8 average days)**

**H. Drug Court Remand**

- 14 drug court participants will serve 19 remands during this quarter totaling 681 days (48.6 average days per individual)

**I. Violation of House Arrest**

- 34 violations served 4,269 days (125.6 average days)

# Lancaster County Board of Corrections

## August 19, 2021

### J. FY21 Statistics Report

LANCASTER COUNTY DEPARTMENT OF CORRECTIONS															
MONTHLY STATUS REPORT															
FISCAL YEAR 2021															
	2020					2021							AVERAGE	TOTAL	
	JUL	AUG	SEP	OCT	NOV	DEC	JAN	FEB	MAR	APR	MAY	JUN	TO DATE	TO DATE	
<b>Average Daily Population @ADF</b>	480.5	531.4	558.3	578.2	589.7	573.3	580.6	550.8	546.4	544.2	552.0	581.0	<b>555.5</b>	<b>N/A</b>	
High for Month	512	540	565	583	594	590	581	564	554	543	560	599	<b>565.4</b>	<b>N/A</b>	
Low for Month	435	499	528	543	555	537	544	516	511	518	522	553	<b>521.8</b>	<b>N/A</b>	
Total Number of Bookings	606	691	640	686	551	490	511	481	648	693	695	748	<b>620.0</b>	<b>7,440</b>	
Felony Arrests	242	241	245	247	215	182	206	192	246	244	272	300	<b>236.0</b>	<b>2,832</b>	
Misdemeanor Arrests	250	342	299	324	243	208	218	216	295	335	344	332	<b>283.8</b>	<b>3,406</b>	
Felons Sentenced	30	23	32	24	29	23	19	12	31	33	16	33	<b>25.4</b>	<b>305</b>	
Misdemeanants Sentenced	32	37	26	42	24	36	34	28	34	33	29	39	<b>32.8</b>	<b>394</b>	
Held for Other Jurisdictions	48	46	35	47	38	42	35	31	42	44	33	42	<b>40.3</b>	<b>483</b>	
Total Conditionally Released	187	242	222	249	177	170	187	156	267	286	284	288	<b>226.3</b>	<b>2,715</b>	
Percent Conditionally Released	30.86%	35.02%	34.69%	36.30%	32.12%	34.69%	36.59%	32.43%	41.20%	41.27%	40.86%	38.50%	<b>36.2%</b>		
Pre-Arrestment Releases	100	153	114	160	112	100	134	117	184	194	221	200	<b>149.1</b>	<b>1,789</b>	
Court Disposition Releases	87	89	108	89	65	70	53	39	83	92	63	88	<b>77.2</b>	<b>926</b>	
Total of Individuals Lodged	419	449	418	437	374	320	324	325	381	407	411	460	<b>393.8</b>	<b>4,725</b>	
<b>MEDICAL/MENTAL HEALTH SERVICES</b>															
Referred to Jail Physician	58	74	88	72	74	60	63	102	165	190	113	146	<b>100</b>	<b>1,205</b>	
Referred to Mental Health/LRC	1	0	1	0	0	2	1	1	4	1	2	0	<b>1</b>	<b>13</b>	
Transferred to Emergency Room	8	7	14	9	11	8	11	15	16	8	10	14	<b>11</b>	<b>131</b>	

### III. Programming (April-June, 2021)

- Religious (269 Meetings)
  - Bible Study- 45
  - Church Service- 79
  - Discipleship Mentoring- 0
  - 1:1 Religious Counseling – 145
  - Healing Heart Wounds - 0
- Substance Abuse Education & 12 Step Programs (57 Meetings)
  - The Bridge Behavioral Health Substance Abuse Education for Men- 0
  - St. Monica’s Substance Abuse Education for Women- 0
  - AA Meetings- 44
  - NA Meetings- 9
  - Drug Recovery Meetings – 4

# Lancaster County Board of Corrections

## August 19, 2021

---

- W.I.S.R. Programs (117 meetings)
  - Yoga/Exercise – 25
  - Moving On - 25
  - Seeking Safety – 13
  - What You Need to Know – 8
  - 12 Crucial Life Skills – 19
  - Helping Women Recover – 5
  - WISR DBT-16
  - Beyond Anger & Violence - 6
- Educational Programs (14 classes)
  - GED Classes- 0
  - CASAS (formerly TABE) Classes-4
  - Lincoln Literacy- 0
  - Christian Heritage Parenting- 0
  - Christian Heritage Within My Reach (Domestic Relationships Ed)- 0
  - Released & Restored Job/Life Skills- 0
  - Moral Reconciliation Therapy (M.R.T.) – 0
  - Dialectical Behavioral Therapy-0
  - Food Prep Skills- 9
  - Food Handler Permit Testing-1
- Transition Planning (0 inmate contacts)
  - V.A. Outreach-0
  - Center Pointe Dual Diagnosis Homeless Outreach- 0
- Work/Court Ordered Release Averages per Month-0
- Other
  - GED Practice/Subject Tests-0



Lancaster County Board of Corrections  
August 19, 2021

---

**IV. Transportation (April-June, 2021)**

- Court Appearances
  - County Court
    - 2,227 Video Appearances
    - 83 Physical Appearances
  - District Court
    - 525 Video Appearances
    - 98 Physical Appearances
- Off-Site Transports
  - State Department of Corrections
    - 63 to Diagnostic and Evaluation
    - 7 to Nebraska Center for Women (York)
  - Medical
    - 28 to Hospital
    - 65 to Clinical Appointments
  - Mental Health
    - 14 to Lincoln Regional Center
    - 4 to Crisis Center

**V. Work Crews (April-June, 2021)**

- Adult Detention Facility (ADF) or Yard Crews
  - Crews of 5 inmates worked 55 times around the facility.
    - Cleaning the warehouse and showers throughout the building.
    - Picked up trash around the building
    - Landscaping around the facility
    - Cleaned the parking lot of debris and gravel from winter placement

# Lancaster County Board of Corrections

## August 19, 2021

---

- Deep cleaning in the staff dining kitchen
- Unloaded a large order of monthly supplies into the warehouse. Pallets were loaded, supplies were brought into the building weekly.
- Miscellaneous jobs in non-detention areas of the jail
  - Sewing crews of 3 inmates worked approximately 3 times sewing & repairing 600 masks.

### **VI. Training (April-June, 2021)**

<b>Training</b>	<b>Staff</b>	<b>Number of Staff Attended</b>	<b>Hours of Training</b>
Use of Force	Non-Security Staff	1	4
Academy	Full time	8	120
Academy	On-Calls	4	96
Orientation Training	NPA	1	10
Orientation Training	LMHP	1	50
Orientation Training	Nurse	1	38
Orientation Training	Summit Staff	2	35
Orientation Training	New Officers	6	80
On Job Training	Officers	6	80
CPR	All	8	8
NCIC	Officers	72	1
(FTO) Field Training Program	Officers	2	20 weeks
On-Line Security Mentor Training	All	12	2
Corrections Fatigue	All	199	8

Lancaster County Board of Corrections  
August 19, 2021

---