




# Lancaster County Department of Corrections

***Board of Corrections Meeting  
November 30, 2023***

## **AGENDA**

**Thursday, November 30, 2023 at 9:30 a.m.**

- I. Approval of the August 10, 2023 minutes
    - a. August 10, 2023 minutes
  
  - II. Population Statistics and Charts
    - a. Population Comparisons
    - b. Booking and Lodging Totals
    - c. Custodial Sanctions/County Reinvestment Act
    - d. Regional Center Waiting Periods
    - e. Community Hospital Posts
    - f. Felonies Sentenced to Lancaster County
    - g. Drug Court Remand
    - h. Violation of House Arrest
    - i. FY23 Statistics Report
  
  - III. Programming
  
  - IV. Transportation
  
  - V. Work Crews
  
  - VI. Training
- 

## I. Approval of Minutes

**MINUTES  
BOARD OF CORRECTIONS MEETING  
THURSDAY, AUGUST 10, 2023 AT 8:30 A.M.  
COUNTY-CITY BUILDING, 555 S. 10<sup>TH</sup> STREET  
ROOM 112 – CHAMBERS**

Board Members Present: Christa Yoakum, Sean Flowerday, Roma Amundson, Rick Vest and Matt Schulte

Others Present: Dave Derbin, Chief Administrative Officer; Kristy Bauer, Deputy Chief Administrative Officer; Brad Johnson, County Corrections Director; and Courtney Lyons, Deputy County Clerk.

*Advanced public notice of the meeting was posted on the County-City Building bulletin board and the Lancaster County, Nebraska, website, emailed to the media on May 17, 2023, and published in the Lincoln Journal Star print edition and website on May 15, 2023.*

The meeting was called to order at 8:33 a.m. A copy of the Open Meetings Act was posted on the wall at the back of the meeting room.

## AGENDA ITEM

### I. APPROVAL OF MEETING MINUTES FOR FEBRUARY 16, 2023

**MOTION:** Vest moved and Amundson seconded approval of the February 16, 2023 minutes. Vest, Amundson, Flowerday and Yoakum voted yes. Schulte was absent. Motion carried 4-0.

### II. POPULATION STATISTICS AND CHARTS

#### a. Population Comparisons

Schulte entered the meeting at 8:35 a.m.

Johnson saw a 13.8% increase in the daily attendance from the same time period last year, which is 101.8% of the jail's operational capacity (see agenda packet). The total bed count for the facility is over 700. The average length of stay for individuals is 25 or 26 days. He added there are 20 individuals housed in the Washington County



jail at a per diem of \$69/day, which includes twice weekly transportation to Lincoln. The Lancaster County jail population numbers do not include those housed out of the County.

**b. Booking and Lodging Totals**

Johnson said the number of individuals lodged into the jail is nearly identical to the number of those being booked.

**c. Custodial Sanctions/County Reinvestment Act**

Johnson stated the number of custodial sanctions is increasing.

**b. Booking and Lodging Totals**

Johnson said the number of individuals lodged into the jail is nearly identical to the number of those being booked.

**c. Custodial Sanctions/County Reinvestment Act**

Johnson stated the number of custodial sanctions is increasing.

**e. Community Hospital Posts**

Johnson noted there were few days with multiple hospitalizations (see agenda packet).

**f. Felonies Sentenced to Lancaster County**

Johnson reviewed inmates sentenced with felonies and the average number of days served.

**g. Drug Court Remand**

Johnson reviewed the number of drug court remands. Landon Parks, Community Corrections Assistant Director, added a certain number of individuals in Drug Court will have a remand, though may not necessarily be terminated from the program. A breakout of reprimands will be available at a future meeting.

**h. Violation of House Arrest**

**i. FY23 Statistics Report**

See agenda packet for information on Items h and i.



### III. PROGRAMMING

Johnson said many of the programs are struggling to find volunteers.

### IV. TRANSPORTATION

### V. WORK CREWS

### VI. TRAINING

See agenda packet for information on Items IV through VI.

### VII. ADJOURNMENT

**MOTION:** Amundson moved and Vest seconded to adjourn at 9:06 a.m. Amundson, Schulte, Flowerday, Vest and Yoakum voted yes. Motion carried 5-0.

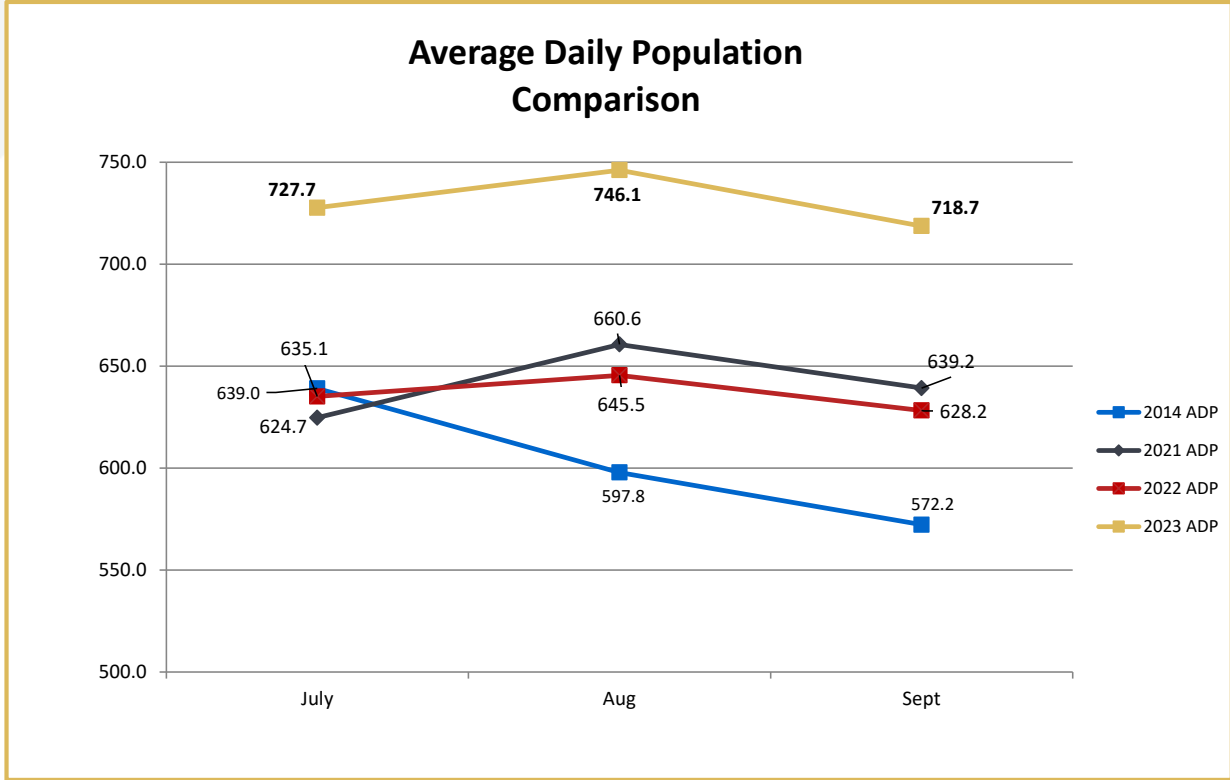


Matt Hansen  
Lancaster County Clerk



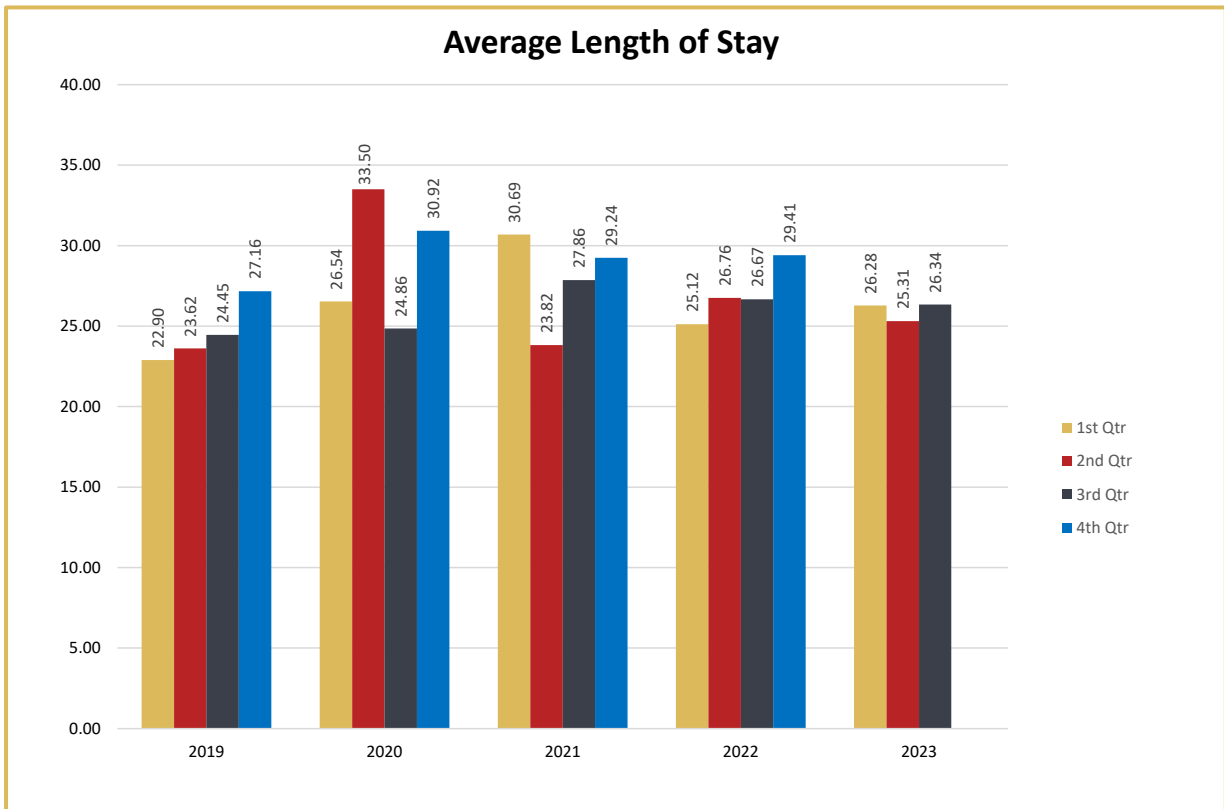
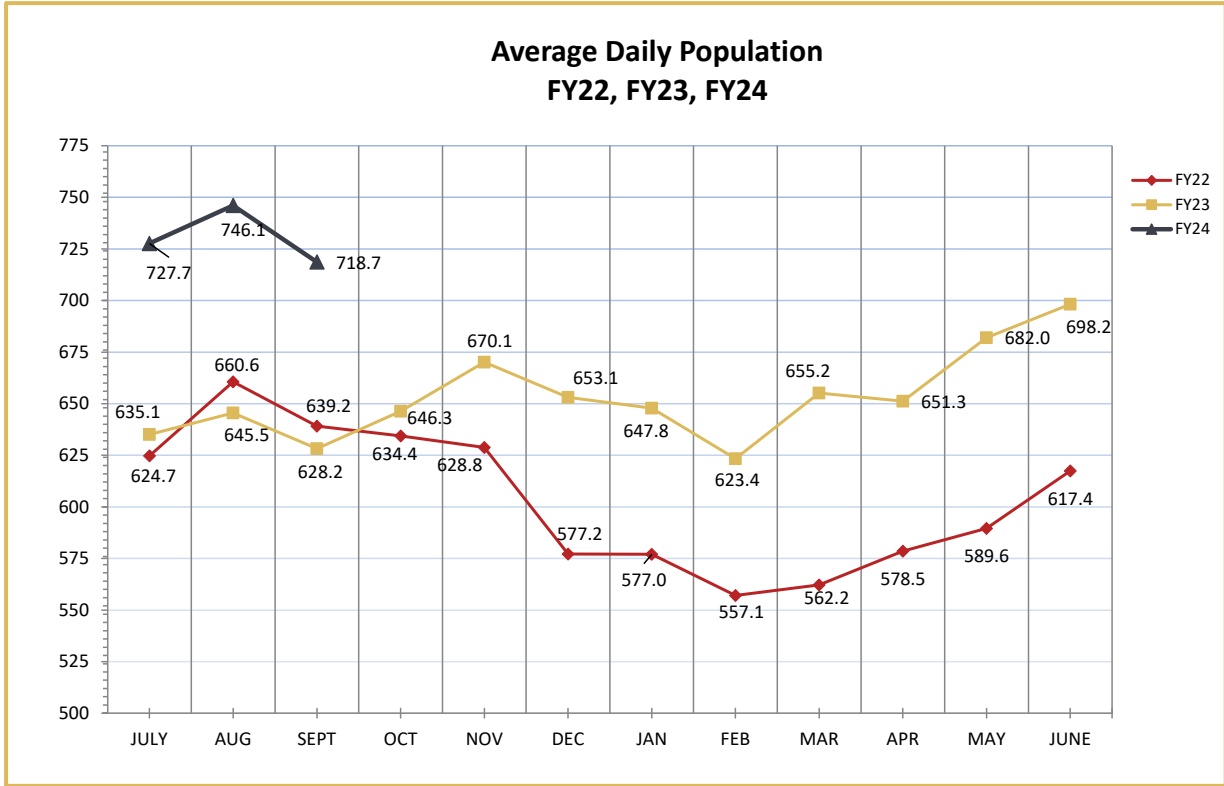
## II. Population Statistics (July 1 – September 30, 2023)

### a. Population Comparisons



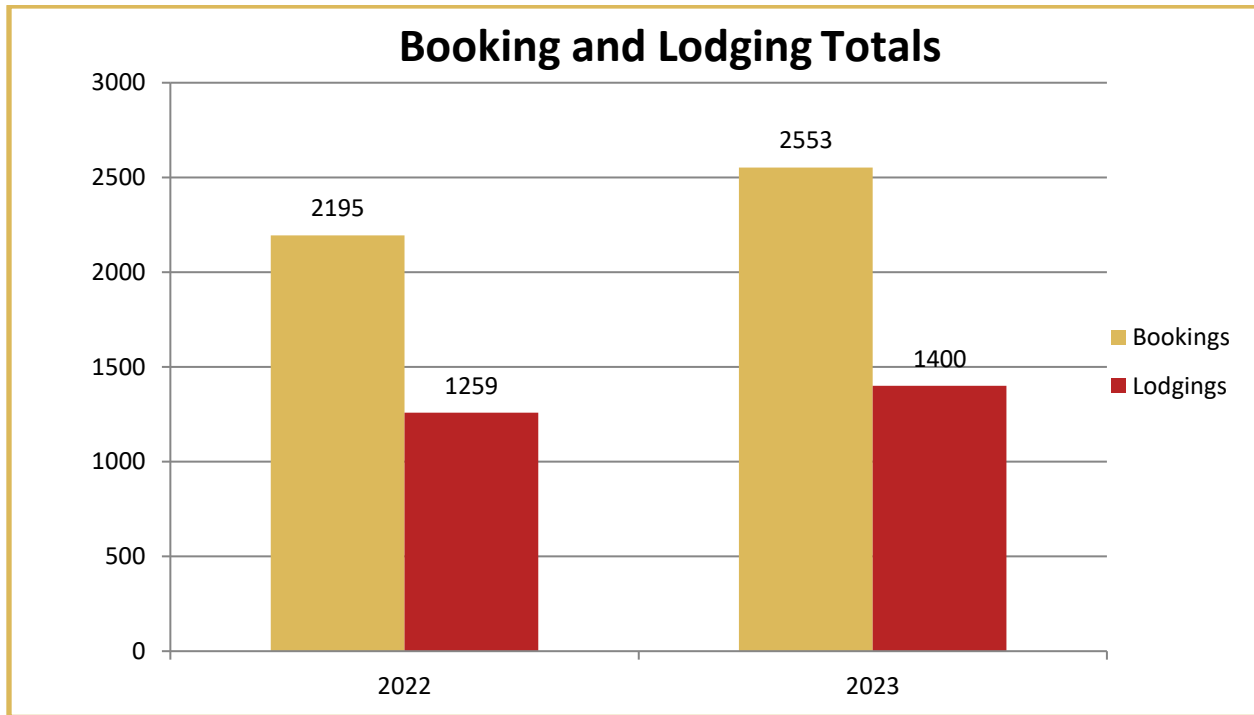
- The average daily population (ADP) for this period of 2023 was 730.8 detainees compared to 636.3 detainees for the same period in 2022. This is a 14.9% increase.
- This period's ADP consumed 109.9% of the department's operation capacity of 665.
- Other population total during the 3rd quarter of 2023.
  - Felony arrests – 825
  - Misdemeanor arrests – 1,419
  - Felons sentenced – 71
  - Misdemeanors sentenced – 99
  - Held for other jurisdictions – 138
  - Percent conditionally released average – 45.19%
- Current population statistics - as of October 30, 2023.
  - Inmates in custody – 700
  - Average bookings per inmate – 12.19
  - Average FTA per inmate – 4.18
  - Average FTC per inmate – 3.05
  - Inmates who had a history of state incarceration – 192 or 27%





<u>Population Status</u>			<u>Population Status</u>		
As of September 30, 2022			As of September 30, 2023		
Status	Total	Percentage	Status	Total	Percentage
County Pretrial Misd	68	11.0	County Pretrial Misd	56	8.3
County Pretrial Felony	385	62.4	County Pretrial Felony	436	64.9
City Pretrial Misd	9	1.5	City Pretrial Misd	9	1.3
County Sentenced Misd	98	15.9	County Sentenced Misd	113	16.8
County Sentenced Felony	51	8.3	County Sentenced Felony	52	7.7
City Sentenced Misd	4	0.6	City Sentenced Misd	5	0.7
Other	2	0.3	Other	1	0.1
	617			672	

b. Booking and Lodging Totals

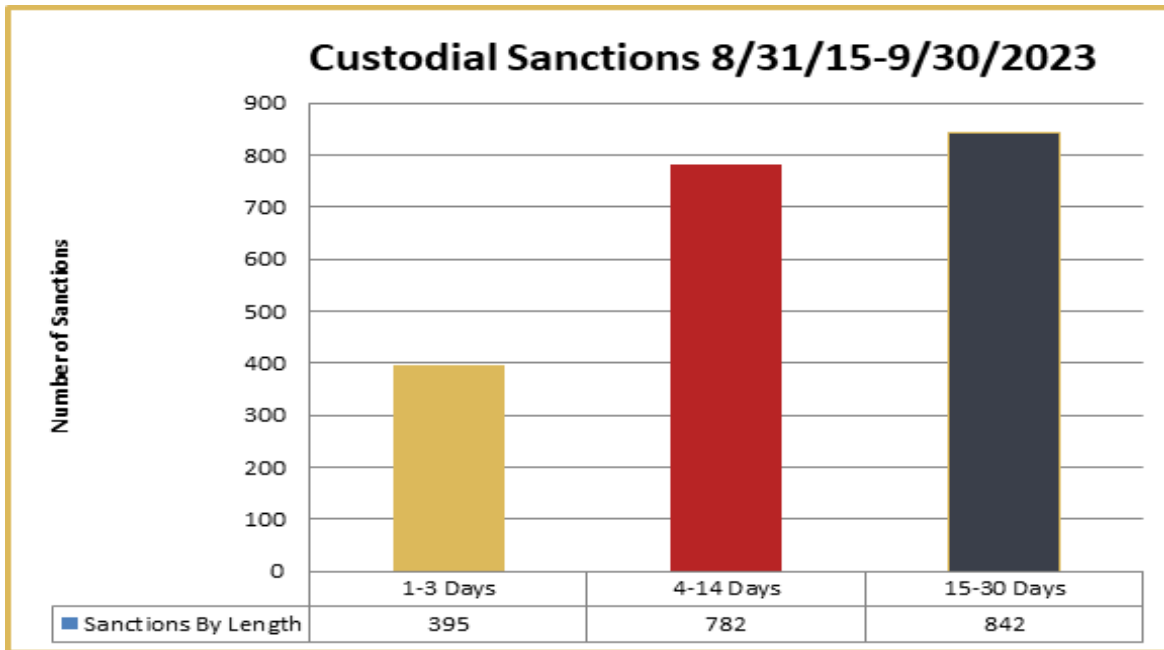


- Average bookings were up 16.31% compared to the same time/period last year.
- Average lodgings were up 11.20% compared to the same time/period last year.

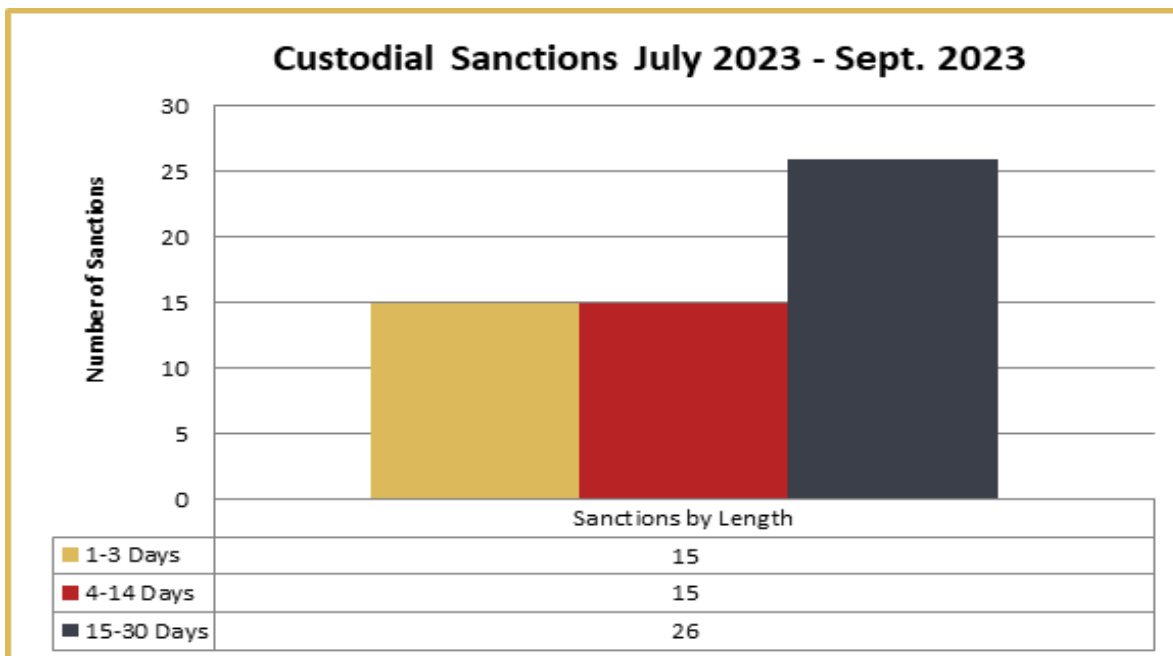




c. Custodial Sanctions/County Reinvestment Act

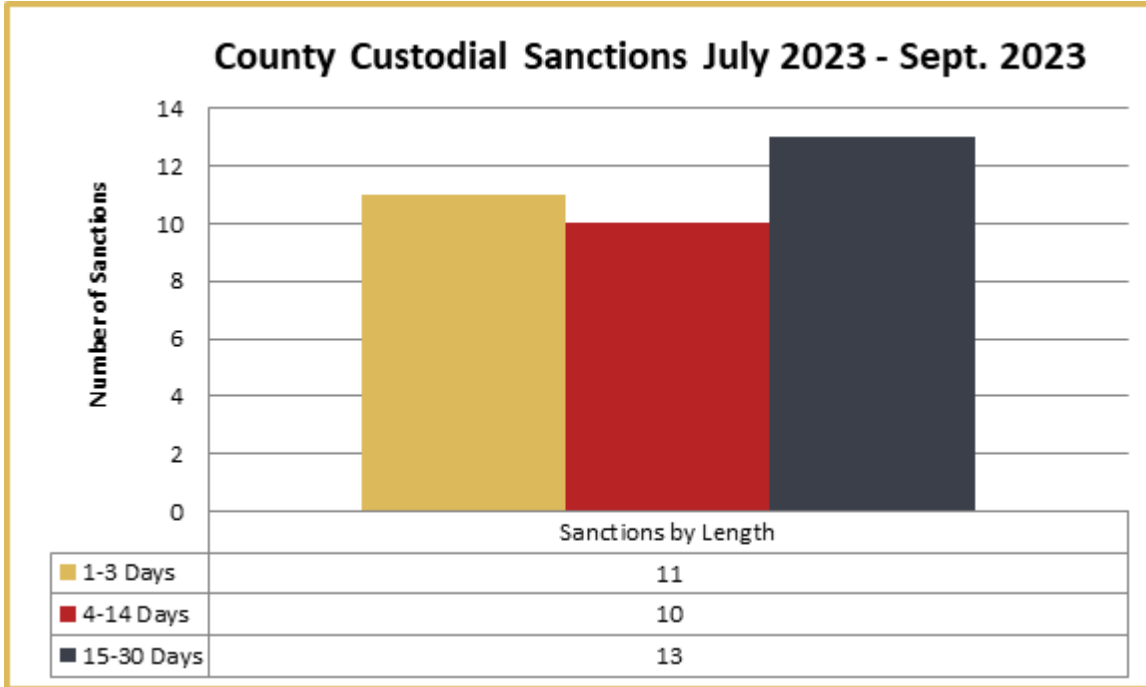


- Lancaster County Department of Corrections tracked 2019 offenders incarcerated for custodial sanctions during the period of 8/31/2015 to 9/30/2023. These offenders served a total of 20,815 days during this period.

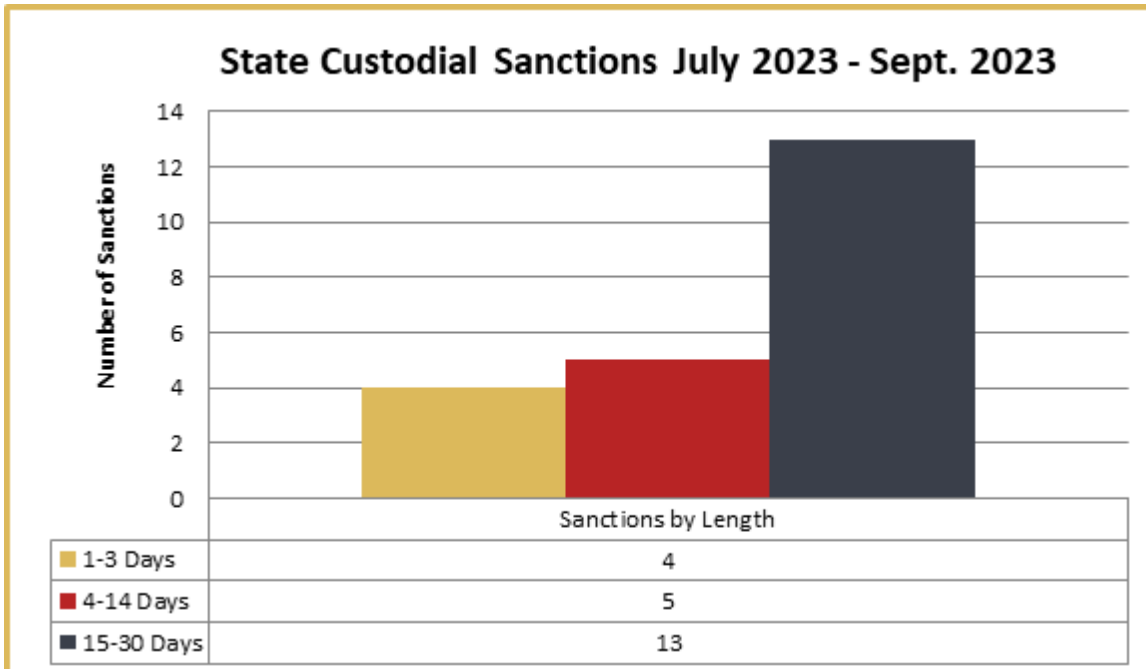


- Forty-two individuals served 56 custodial sanction this quarter for a total of 843 days, or an average of 20.1 days per individual.





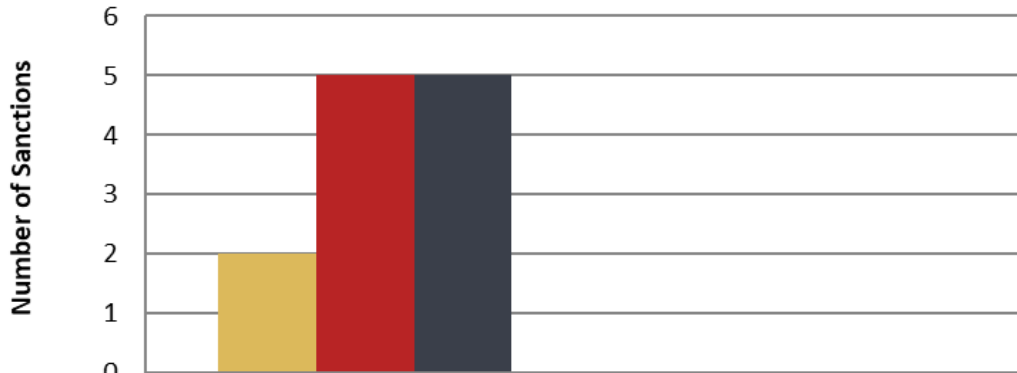
- Twenty-eight individuals served 34 county custodial sanctions this quarter for a total of 420 days or 15 average days per individuals.



- Fourteen individuals served 22 state custodial sanctions this quarter totaling 423 days served or 30.2 average days per individual.



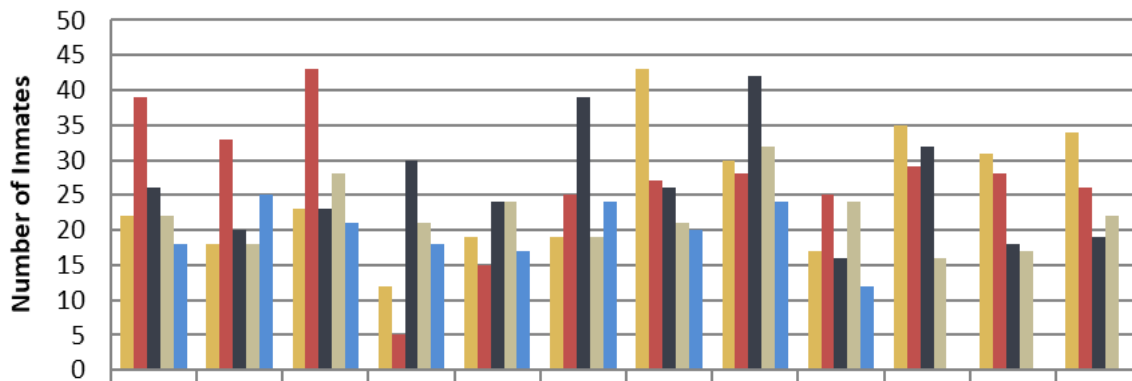
### State PRS Revoked and Re-Sentenced to County July 2023 - Sept. 2023



Sanctions by Length	
1-150 Days	2
151-250 Days	5
251-365 Days	5

- Twelve offenders were tracked who were incarcerated for violating state post release supervision for a total of 2,332 days or an average of 194.3 days per individual. These inmates had their state post release supervision revoked and were resented to county time.

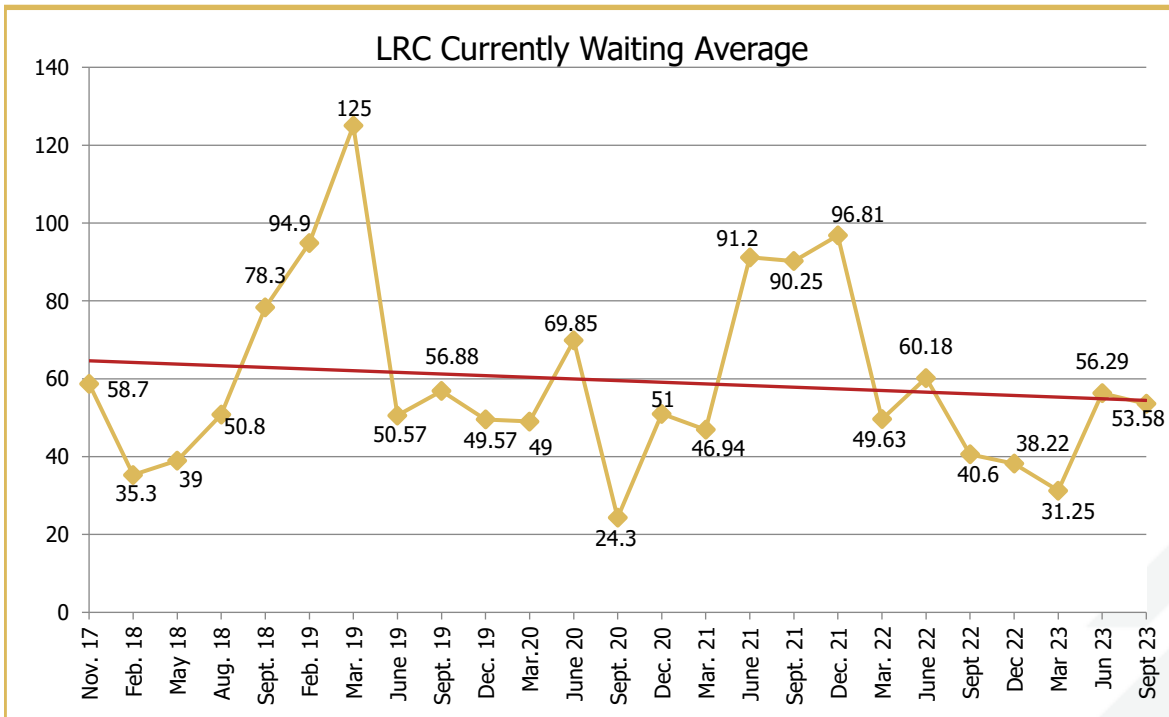
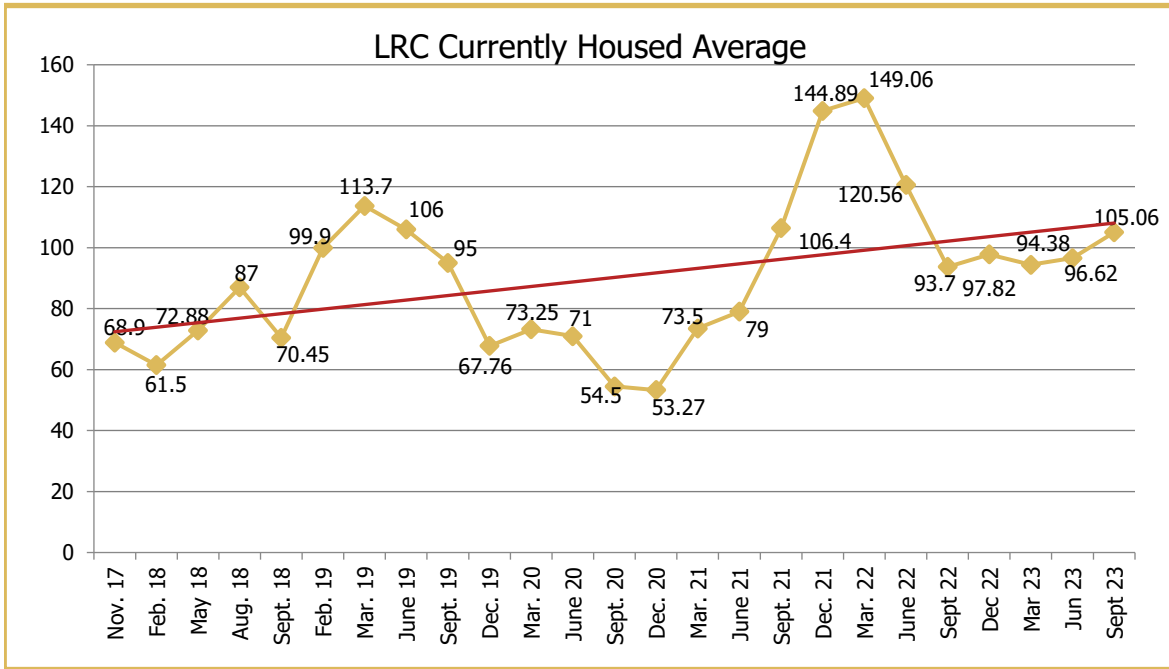
### Number of Inmates Housed on Custodial Sanctions 2018 - 2023



	JAN	FEB	MAR	APR	MAY	JUNE	JULY	AUG	SEPT	OCT	NOV	DEC
2019	22	18	23	12	19	19	43	30	17	35	31	34
2020	39	33	43	5	15	25	27	28	25	29	28	26
2021	26	20	23	30	24	39	26	42	16	32	18	19
2022	22	18	28	21	24	19	21	32	24	16	17	22
2023	18	25	21	18	17	24	20	24	12			



d. Regional Center Housing



## e. Community Hospital Post

## Quarter 3 2023 (July – September) Days with Community Hospital Posts

Gold = 1 Hospital Post    Red = 2 Hospital Posts    Blue = 3 Hospital Posts    Gray = 4 Hospital Posts

2023	Sunday	Monday	Tuesday	Wednesday	Thursday	Friday	Saturday
JUL							01
	02	03 S	04 S	05 S - T	06 S - T	07 S - T	08 S - T
	09	10	11	12 U	13 U	14 U - V	15 U - V
	16 U - V	17 U - V	18 U - V	19 U - V	20 U - V	21 U - V	22 U
	23 U	24 U	25 U	26 U	27 U	28 U	29 U
	30 U	31 U	01 U - W	02 U - W	03 W	04	05
	06	07 X	08 X	09 X	10 X	11 X - Y	12 X - Y - Z
AUG	13 X - Z	14 X	15	16	17	18 AA	19 AA
	20 AA	21 AA	22	23	24	25	26 BB
	27 BB	28	29	30	31	01	02
	03	04 CC	05 CC	06 CC	07 CC	08 CC	09
SEP	10	11	12	13	14	15	16
	17 DD	18 DD	19 DD - EE	20 DD - EE	21 EE	22	23
	24	25	26	27	28	29	30

- Thirteen inmates had been admitted to a community hospital during the third quarter in 2023. There were thirty-four days with one inmate admitted, eighteen days with two inmates admitted, and one day with three inmates admitted. There was a total of fifty-three days with at least one inmate admitted to the hospital.



#### f. Felonies Sentenced to Lancaster County

- Felony 3A
  - 10 inmates @ 3,000 days (300 average days per inmate)
- Felony 4
  - 35 inmates @ 10,253 days (292.94 average days per inmate)
- Total of 45 inmates will serve 13,253 days (294.51 average days per inmate)

#### g. Drug Court Remand

- 12 drug court participants will serve 15 remands during this quarter totaling 937 days (78.08 average days per individual)

#### h. Violation of House Arrest

- 43 violations served 1,189 days (27.65 average days per violation)

#### i. FY23 Statistics Report

LANCASTER COUNTY DEPARTMENT OF CORRECTIONS														
MONTHLY STATUS REPORT														
FISCAL YEAR 2024														
	2023						2024						AVERAGE TO DATE	TOTAL TO DATE
	JUL	AUG	SEP	OCT	NOV	DEC	JAN	FEB	MAR	APR	MAY	JUN		
<b>Average Daily Population @ADF</b>	727.7	746.1	718.7										730.8	N/A
High for Month	725	725	696										715.3	N/A
Low for Month	674	694	665										677.7	N/A
Total Number of Bookings	882	855	816										851.0	2,553
Felony Arrests	296	278	251										275.0	825
Misdemeanor Arrests	480	468	471										473.0	1,419
Felons Sentenced	29	26	16										23.7	71
Misdemeanants Sentenced	32	29	38										33.0	99
Held for Other Jurisdictions	45	53	40										46.0	138
<b>Total Conditionally Released</b>	<b>403</b>	<b>365</b>	<b>385</b>										<b>384.3</b>	<b>1,153</b>
Percent Conditionally Released	45.69%	42.69%	47.18%										45.2%	
Pre-Arrestment Releases	317	289	296										300.7	902
Court Disposition Releases	86	76	89										83.7	251
<b>Total of Individuals Lodged</b>	<b>479</b>	<b>490</b>	<b>431</b>										<b>466.7</b>	<b>1,400</b>
<b>Medical/Mental Health Services</b>														
Referred to Jail Physician	143	166	113										141	422
Referred to Mental Health/LRC	1	1	0										1	2
Transferred to Emergency Room	11	12	12										12	35



### III. Programming (July 1 – September 30, 2023)

- Religious (487 Meetings)
  - Bible Study – 143
  - Church Service – 144
  - Discipleship Mentoring – 90
  - 1:1 Religious Counseling – 91
  - God For the Addicted – 19
  
- Substance Abuse Education & 12 Step Programs (133 Meetings)
  - AA Meetings – 67
  - NA Meetings – 11
  - Smart Recovery – 22
  - Gambling Addiction 1:1 Counseling – 33
  
- W.I.S.R. & M.I.S.T.R. Programs (241 Meetings)
  - Yoga/Exercise – 61
  - Moving On – 29
  - Seeking Safety – 9
  - What You Need to Know – 35
  - 12 Crucial Life Skills – 41
  - 12 Step DBT – 35
  - Beyond Anger & Violence – 11
  - Emotional Health Series – 20
  
- W.R.A.P. (122 Meetings)
  - Wellness Recovery Action Plan – 24
  - Art Therapy – 10
  - Helping Women Recover – 5
  - Helping Men Recover - 7
  - New Direction – 39
  - Coping With Anger & Violence – 21
  - Psych Movies – 16
  
- Educational Programs (79)
  - GED Classes – 26
  - CASAS (Formerly TABE) – 5
  - Moral Reconciliation Therapy – 48
  
- Transition Planning (Inmate Contacts 88)
  - Wellbeing Initiative Peer Support Contacts – 86
  - I've Got a Name – 2
  
- Work/Court Ordered Release Average Number of Inmates Per Month
  - July - 1 County Court and 6 District Court
  - August – 2 County Court and 6 District Court
  - September – 2 County Court and 6 District Court



## IV. Transportation (July 1 – September 30, 2023)

- Court Appearances
  - County Court
    - Video Appearances – 2,901
    - Physical Appearances – 164
  - District Court
    - Video Appearances – 452
    - Physical Appearances – 397
- Off-Site Transports
  - State Department of Corrections
    - Diagnostic and Evaluation – 87
    - Nebraska Center for Women (York) – 6
  - Medical
    - Hospital – 39
    - Clinical Appointments – 80
  - Mental Health
    - Lincoln Regional Center – 34
    - Crisis Center – 2
  - Miscellaneous Transport Duties
    - L.S.O. Paper Service – 209
    - New Lodges – 133
    - Telephonic Court – 37
    - Transfer to Y.A.C. – 0
    - Washington County – 43





## V. Work Crews (July 1 – September 2023)

Six inmates worked 60 times around the facility.

- Yard Crew
  - Miscellaneous landscaping and trimming on ADF grounds.
  
- Inside Work Crews
  - Cleaning warehouse
  - Miscellaneous work in non-detention areas of the facility.
  - Unloading and putting away large monthly orders of supplies.
  - Loading pallets in the warehouse and bringing supplies into the building weekly.
  
- Lancaster County Event Center
  - Helped set up and tear down for events at the Lancaster Event Center.
  - Cleaned horse stalls at Lancaster Event Center.
  - Set up and tore down areas for the Lancaster County Fair.
  - Took care of trash clean-up and removal at the Lancaster County Fair.



**VI. Training (July 1 – September 30, 2023)**

<b>Training</b>	<b>Staff</b>	<b>Staff Attendance</b>	<b>Hours Training</b>
CPR	Security	3	8
Emergency Procedures	Security	180	2
Emergency Procedures	Non-Security	67	2
PPCT	Security	2	8
Computer Training	Security	1	2
OJT	Security	1	80
WISR Academy	Security	18	1
Workplace Harassment Academy	Security	10	1
Work Release Academy	Security	9	1
Responding To Sexual Assault Academy	Security	18	2
Diversity Academy	Security	18	2
Legal Academy	Security	32	2
Report Writing Academy	Security	9	3
Fingerprints Academy	Security	8	4
Jail Standards Academy	Security	9	4
Van Driving Academy	Security	9	4
Use Of Force Academy	Security	9	17
CED Academy	Security	13	8
Role Playing Academy	Security	9	8
Booking Academy	Security	9	16
Transport Academy	Security	9	8
Cell Extraction Academy	Security	10	8
Direct Supervision	Security	10	24
Resilience Training	Security	182	2
PLS Jail Pro	Security	1	2
FTO	Security	6	160
Use Of Force Instructor Training	Security	4	8
Orientation	Medical	1	38
Orientation	Food Service	1	46
Orientation	Mental Health	1	50
Orientation	Security	10	80

