



---

# Lancaster County

## Monthly Financial Report

*January 2022 through March 2022*

---

#### DISCLAIMER

The information contained in this report is privileged and confidential and/or protected health information (PHI) and may be subject to protection under the law. The information contained is intended for plan operation only by the individual or entity to whom it was sent. If you have received this report in error please contact the sender immediately.

**Lancaster County Monthly Financial Detail**  
**All Self-Insured Costs January 2022 through March 2022**

Number of employees  
enrolled in the health plan.

Any one claim that goes over \$250,000

Total Premium Equivalent  
includes employer and employee  
cost share.

MONTHLY FINANCIAL RESULTS - AGGREGATE DOLLARS										
Period	Med EE	Medical Claims	Rx Claims	Total Medical and Rx Claims	Projected Stop-loss Reimb	Fixed Cost	Rx Rebates	Total Gross Costs	Funding/Budget	Budget Surplus /(Deficit)
Jan-22	800	\$672,553	\$333,194	\$1,005,747	\$0	\$111,880	\$0	\$1,117,627	\$1,170,167	\$52,541
Feb-22	803	\$607,389	\$441,509	\$1,048,898	\$0	\$112,300	\$0	\$1,161,198	\$1,174,556	\$13,358
Mar-22	805	\$982,611	\$410,259	\$1,392,870	\$0	\$112,579	(\$210,300)	\$1,295,149	\$1,177,481	(\$117,668)
Apr-22										
May-22										
Jun-22										
Jul-22										
Aug-22										
Sep-22										
Oct-22										
Nov-22										
Dec-22										
<b>Total</b>	<b>2,408</b>	<b>\$2,262,553</b>	<b>\$1,184,961</b>	<b>\$3,447,514</b>	<b>\$0</b>	<b>\$336,759</b>	<b>(\$210,300)</b>	<b>\$3,573,973</b>	<b>\$3,522,204</b>	<b>(\$51,769)</b>

Med/Rx Claims Jan-Mar  
2021 = \$2,987,092

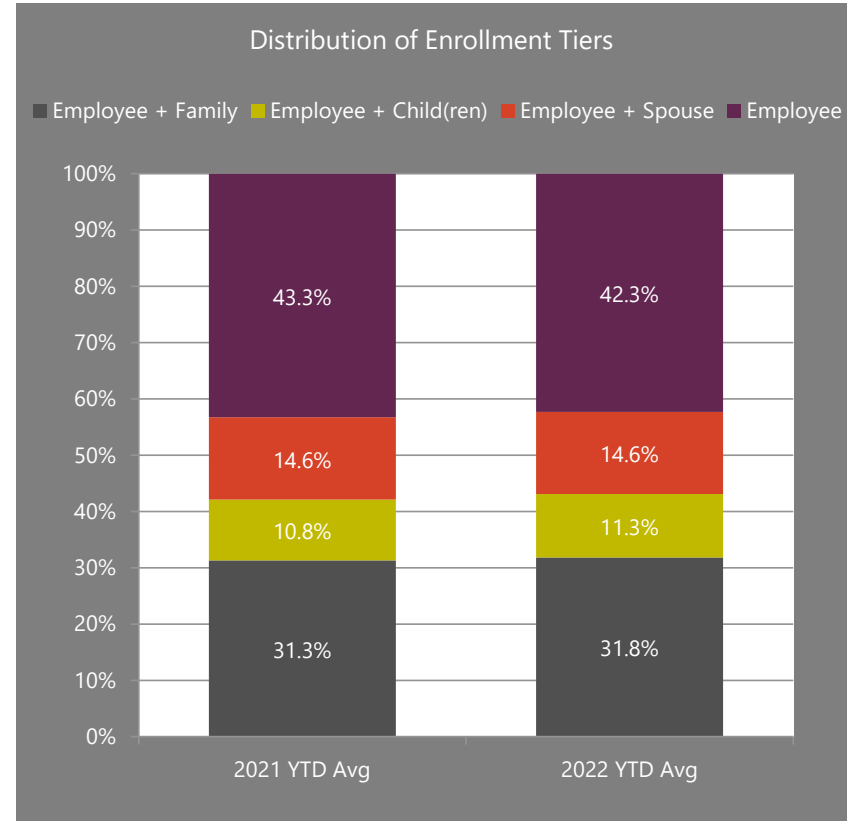
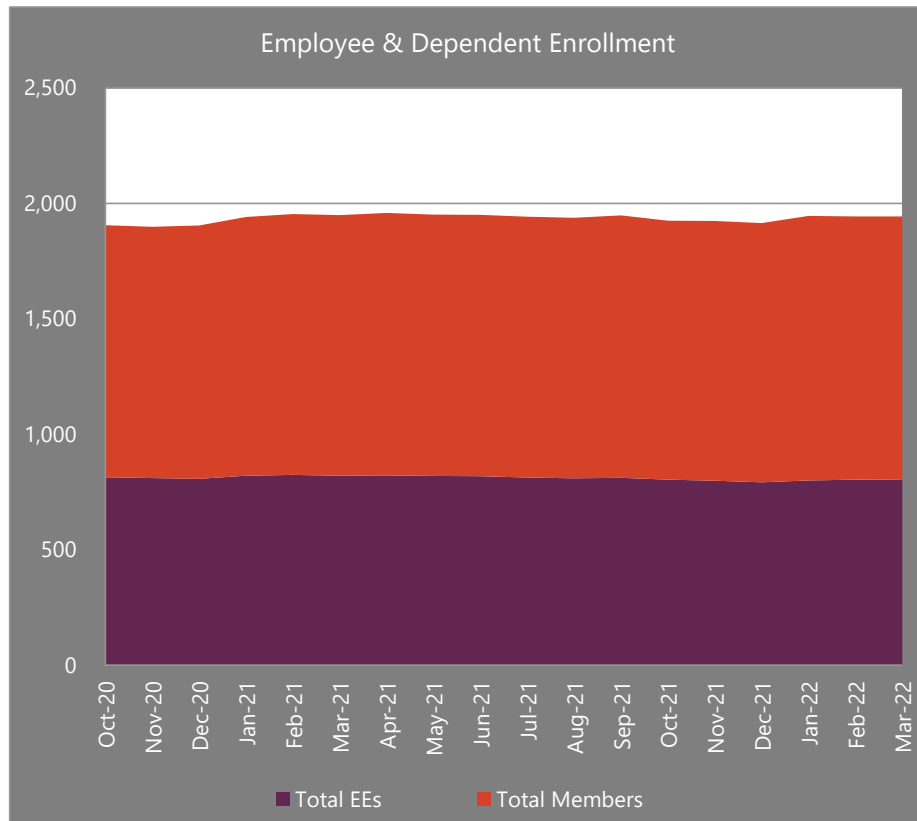
Fees Lancaster County pays  
to Aetna for administration  
and Stop Loss.

Rebates Jan-Mar 2021 =  
\$163,920

MONTHLY FINANCIAL RESULTS - PER EMPLOYEE PER MONTH DOLLARS										
Period	Med EE	Medical Claims	Rx Claims	Total Medical and Rx Claims	Projected Stop-loss Reimb	Fixed Cost	Rx Rebates	Total Gross Costs	Funding/Budget	Budget Surplus /(Deficit)
Jan-22	800	\$840.69	\$416.49	\$1,257.18	\$0.00	\$139.85	\$0.00	\$1,397.03	\$1,462.71	\$65.68
Feb-22	803	\$756.40	\$549.82	\$1,306.22	\$0.00	\$139.85	\$0.00	\$1,446.07	\$1,462.71	\$16.64
Mar-22	805	\$1,220.63	\$509.64	\$1,730.27	\$0.00	\$139.85	(\$261.24)	\$1,608.88	\$1,462.71	(\$146.17)
Apr-22										
May-22										
Jun-22										
Jul-22										
Aug-22										
Sep-22										
Oct-22										
Nov-22										
Dec-22										
<b>Total</b>	<b>2,408</b>	<b>\$939.60</b>	<b>\$492.09</b>	<b>\$1,431.69</b>	<b>\$0.00</b>	<b>\$139.85</b>	<b>(\$87.33)</b>	<b>\$1,484.21</b>	<b>\$1,462.71</b>	<b>(\$21.50)</b>

This entire section is the same information in the top box, but this represents PEPM (per employee per month).

**Lancaster County Employee Demographics Detail  
For January 2022 through March 2022**



Lancaster County Employees & Members By Month													
Employees	Jan-22	Feb-22	Mar-22	Apr-22	May-22	Jun-22	Jul-22	Aug-22	Sep-22	Oct-22	Nov-22	Dec-22	Average
Employee Only	337	341	341										340
Employee + Spouse	118	116	117										117
Employee + Child(ren)	87	92	93										91
Employee + Family	258	254	254										255
Members	Jan-22	Feb-22	Mar-22	Apr-22	May-22	Jun-22	Jul-22	Aug-22	Sep-22	Oct-22	Nov-22	Dec-22	Average
Total Members	1,946	1,944	1,944										1,945
<b>Ratio %</b>	<b>2.4</b>	<b>2.4</b>	<b>2.4</b>										<b>2.4</b>

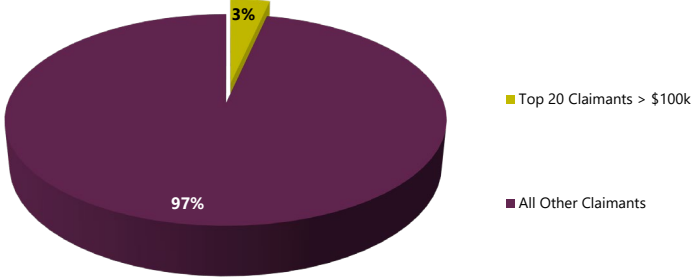
**These enrollment counts total all membership (bellybuttons). Not just employees.**

**Lancaster County Monthly Large Claims Report  
Self-Insured Claims January 2022 through March 2022**

**Stop Loss Contract:**  
**Deductible:**

January - December  
\$250,000

**Percent of Claims**



**Claim Total: \$3,447,514**

Lancaster County Top 20 Claimants > \$100k													
#	Diagnosis	Jan-22	Feb-22	Mar-22	Apr-22	May-22	Jun-22	Jul-22	Aug-22	Sep-22	Oct-22	Nov-22	Dec-22
1	Myocardial Infarction			\$119,184									
2													
3													
4													
5													
6													
7													
8													
9													
10													
11													
12													
13													
14													
15													
16													
17													
18													
19													
20													
<b>Total</b>				<b>\$119,184</b>									
<i>\$ Increase</i>													

**Lancaster County Dental Monthly Detail  
Self-Insured Costs January 2022 through March 2022**

MONTHLY FINANCIAL RESULTS - AGGREGATE DOLLARS						
Period	Dental EE	Dental Claims	Fixed Cost	Total Dental Costs	Dental Funding /Budget	Dental Budget Surplus /(Deficit)
Jan-22	779	\$53,539	\$3,482	\$57,021	\$58,574	\$1,553
Feb-22	784	\$55,115	\$3,504	\$58,619	\$58,743	\$123
Mar-22	784	\$60,177	\$3,504	\$63,681	\$58,828	(\$4,854)
Apr-22						
May-22						
Jun-22						
Jul-22						
Aug-22						
Sep-22						
Oct-22						
Nov-22						
Dec-22						
<b>Total</b>	<b>2,347</b>	<b>\$168,831</b>	<b>\$10,491</b>	<b>\$179,322</b>	<b>\$176,145</b>	<b>(\$3,178)</b>

MONTHLY FINANCIAL RESULTS - PER EMPLOYEE PER MONTH DOLLARS						
Period	Dental EE	Dental Claims	Fixed Cost	Total Dental Costs	Dental Funding /Budget	Dental Budget Surplus /(Deficit)
Jan-22	779	\$68.73	\$4.47	\$73.20	\$75.19	\$1.99
Feb-22	784	\$70.30	\$4.47	\$74.77	\$74.93	\$0.16
Mar-22	784	\$76.76	\$4.47	\$81.23	\$75.04	(\$6.19)
Apr-22						
May-22						
Jun-22						
Jul-22						
Aug-22						
Sep-22						
Oct-22						
Nov-22						
Dec-22						
<b>Total</b>	<b>2,347</b>	<b>\$71.93</b>	<b>\$4.47</b>	<b>\$76.40</b>	<b>\$75.05</b>	<b>(\$1.35)</b>