



Lancaster County

Monthly Financial Report

January 2022 through August 2022

DISCLAIMER

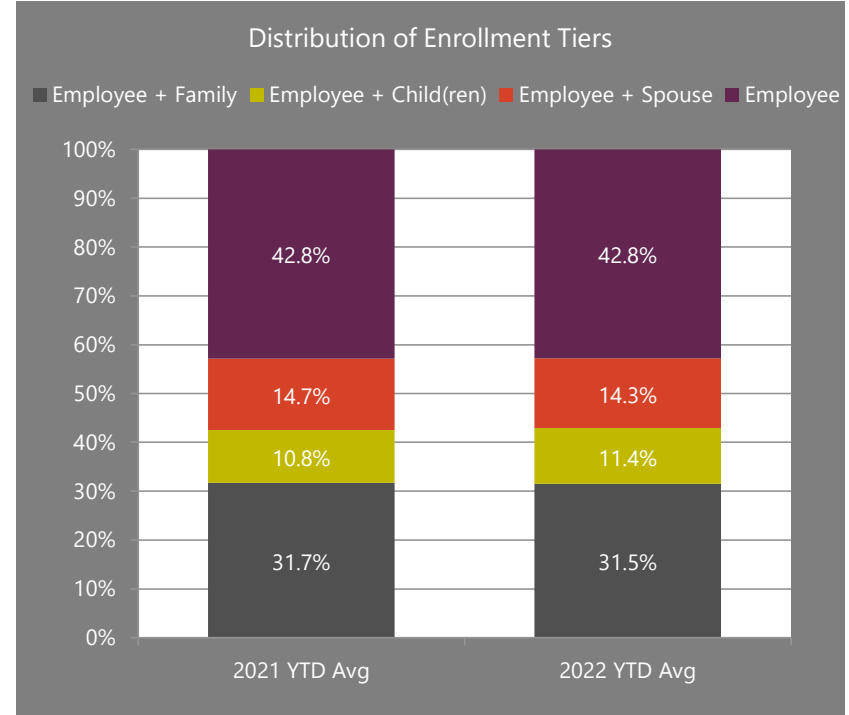
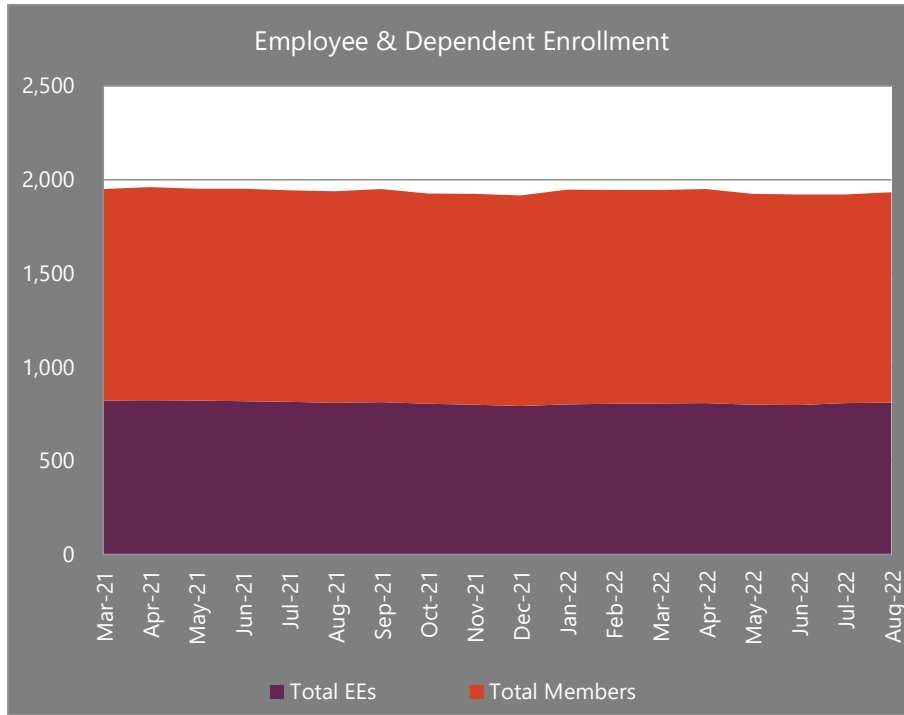
The information contained in this report is privileged and confidential and/or protected health information (PHI) and may be subject to protection under the law. The information contained is intended for plan operation only by the individual or entity to whom it was sent. If you have received this report in error please contact the sender immediately.

Lancaster County Monthly Financial Detail
All Self-Insured Costs January 2022 through August 2022

MONTHLY FINANCIAL RESULTS - AGGREGATE DOLLARS										
Period	Med EE	Medical Claims	Rx Claims	Total Medical and Rx Claims	Projected Stop-loss Reimb	Fixed Cost	Rx Rebates	Total Gross Costs	Funding/Budget	Budget Surplus /(Deficit)
Jan-22	800	\$672,553	\$333,194	\$1,005,747	\$0	\$111,880	\$0	\$1,117,627	\$1,170,167	\$52,541
Feb-22	803	\$607,389	\$441,509	\$1,048,898	\$0	\$112,300	\$0	\$1,161,198	\$1,174,556	\$13,358
Mar-22	805	\$982,611	\$410,259	\$1,392,870	\$0	\$112,579	(\$210,300)	\$1,295,149	\$1,177,481	(\$117,668)
Apr-22	807	\$588,953	\$388,747	\$977,700	\$0	\$112,859	\$0	\$1,090,559	\$1,180,406	\$89,848
May-22	798	\$715,562	\$361,079	\$1,076,640	\$0	\$111,600	\$0	\$1,188,240	\$1,167,242	(\$20,998)
Jun-22	797	\$731,193	\$439,503	\$1,170,696	\$0	\$111,460	(\$200,856)	\$1,081,300	\$1,165,779	\$84,479
Jul-22	806	\$658,766	\$398,532	\$1,057,298	\$0	\$112,719	\$0	\$1,170,017	\$1,178,944	\$8,927
Aug-22	811	\$884,981	\$437,516	\$1,322,498	\$0	\$113,418	\$0	\$1,435,916	\$1,186,257	(\$249,659)
Sep-22										
Oct-22										
Nov-22										
Dec-22										
Total	6,427	\$5,842,008	\$3,210,338	\$9,052,346	\$0	\$898,816	(\$411,156)	\$9,540,006	\$9,400,833	(\$139,173)

MONTHLY FINANCIAL RESULTS - PER EMPLOYEE PER MONTH DOLLARS										
Period	Med EE	Medical Claims	Rx Claims	Total Medical and Rx Claims	Projected Stop-loss Reimb	Fixed Cost	Rx Rebates	Total Gross Costs	Funding/Budget	Budget Surplus /(Deficit)
Jan-22	800	\$840.69	\$416.49	\$1,257.18	\$0.00	\$139.85	\$0.00	\$1,397.03	\$1,462.71	\$65.68
Feb-22	803	\$756.40	\$549.82	\$1,306.22	\$0.00	\$139.85	\$0.00	\$1,446.07	\$1,462.71	\$16.64
Mar-22	805	\$1,220.63	\$509.64	\$1,730.27	\$0.00	\$139.85	(\$261.24)	\$1,608.88	\$1,462.71	(\$146.17)
Apr-22	807	\$729.81	\$481.72	\$1,211.52	\$0.00	\$139.85	\$0.00	\$1,351.37	\$1,462.71	\$111.34
May-22	798	\$896.69	\$452.48	\$1,349.17	\$0.00	\$139.85	\$0.00	\$1,489.02	\$1,462.71	(\$26.31)
Jun-22	797	\$917.43	\$551.45	\$1,468.88	\$0.00	\$139.85	(\$252.02)	\$1,356.71	\$1,462.71	\$106.00
Jul-22	806	\$817.33	\$494.46	\$1,311.78	\$0.00	\$139.85	\$0.00	\$1,451.63	\$1,462.71	\$11.08
Aug-22	811	\$1,091.22	\$539.48	\$1,630.70	\$0.00	\$139.85	\$0.00	\$1,770.55	\$1,462.71	(\$307.84)
Sep-22										
Oct-22										
Nov-22										
Dec-22										
Total	6,427	\$908.98	\$499.51	\$1,408.49	\$0.00	\$139.85	(\$63.97)	\$1,484.36	\$1,462.71	(\$21.65)

**Lancaster County Employee Demographics Detail
For January 2022 through August 2022**



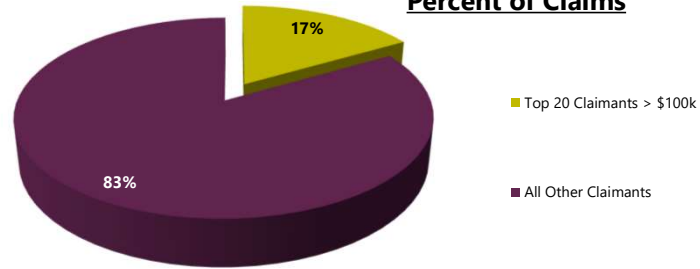
Lancaster County Employees & Members By Month													
Employees	Jan-22	Feb-22	Mar-22	Apr-22	May-22	Jun-22	Jul-22	Aug-22	Sep-22	Oct-22	Nov-22	Dec-22	Average
Employee Only	337	341	341	342	340	342	351	357					344
Employee + Spouse	118	116	117	117	114	113	114	111					115
Employee + Child(ren)	87	92	92	93	92	90	93	92					91
Employee + Family	258	254	255	255	252	252	248	251					253
Members	Jan-22	Feb-22	Mar-22	Apr-22	May-22	Jun-22	Jul-22	Aug-22	Sep-22	Oct-22	Nov-22	Dec-22	Average
Total Members	1,946	1,944	1,945	1,949	1,924	1,921	1,921	1,932					1,935
Ratio %	2.4	2.4	2.4	2.4	2.4	2.4	2.4	2.4					2.4

**Lancaster County Monthly Large Claims Report
Self-Insured Claims January 2022 through August 2022**

Stop Loss Contract:
Deductible:

January - December
\$250,000

Percent of Claims



Claim Total: \$9,052,346

Lancaster County Top 20 Claimants > \$100k													
#	Diagnosis	Jan-22	Feb-22	Mar-22	Apr-22	May-22	Jun-22	Jul-22	Aug-22	Sep-22	Oct-22	Nov-22	Dec-22
1	Myocardial Infarction			\$119,184	\$124,961	\$126,168	\$126,797	\$126,176	\$158,959				
2	Chronic Myeloid Leukemia						\$108,327	\$129,155	\$147,813				
3	Malignant Neoplasm Of Prostate				\$80,432	\$94,731	\$108,107	\$121,260	\$135,622				
4	Malignant Neoplasm Of Left Ureter						\$83,901	\$107,681	\$131,097				
5	Breakdown Of Ventricular Intracranial Shunt							\$111,291	\$111,992				
6	Personal History Of Colonic Polyps							\$89,168	\$103,700				
7	Child Health Examination							\$97,180	\$101,282				
8	Thoracoabdominal Aortic Aneurysm								\$97,460				
9	Hidradenitis Suppurativa							\$84,331	\$97,236				
10	Restricted Diagnosis						\$85,771	\$85,771	\$89,227				
11	Chronic Obstructive Pulmonary Disease							\$75,058	\$86,645				
12	Malignant Neoplasm Of Breast								\$86,082				
13	Moderate Persistent Asthma								\$82,081				
14	Atherosclerotic Heart Disease								\$78,688				
15													
16													
17													
18													
19													
20													
Total				\$119,184	\$205,394	\$220,899	\$512,902	\$1,027,072	\$1,507,885				
\$ Increase					\$86,210	\$15,505	\$292,003	\$514,170	\$480,813				

Lancaster County Dental Monthly Detail
Self-Insured Costs January 2022 through August 2022

MONTHLY FINANCIAL RESULTS - AGGREGATE DOLLARS						
Period	Dental EE	Dental Claims	Fixed Cost	Total Dental Costs	Dental Funding /Budget	Dental Budget Surplus //(Deficit)
Jan-22	779	\$53,539	\$3,482	\$57,021	\$58,574	\$1,553
Feb-22	785	\$55,115	\$3,509	\$58,624	\$58,777	\$153
Mar-22	787	\$60,177	\$3,518	\$63,695	\$59,014	(\$4,680)
Apr-22	787	\$57,842	\$3,518	\$61,360	\$58,887	(\$2,473)
May-22	780	\$38,972	\$3,487	\$42,459	\$58,268	\$15,809
Jun-22	779	\$52,137	\$3,482	\$55,619	\$58,106	\$2,487
Jul-22	786	\$45,485	\$3,513	\$48,998	\$58,215	\$9,217
Aug-22	791	\$63,797	\$3,536	\$67,333	\$58,385	(\$8,948)
Sep-22						
Oct-22						
Nov-22						
Dec-22						
Total	6,274	\$427,064	\$28,045	\$455,109	\$468,225	\$13,117

MONTHLY FINANCIAL RESULTS - PER EMPLOYEE PER MONTH DOLLARS						
Period	Dental EE	Dental Claims	Fixed Cost	Total Dental Costs	Dental Funding /Budget	Dental Budget Surplus //(Deficit)
Jan-22	779	\$68.73	\$4.47	\$73.20	\$75.19	\$1.99
Feb-22	785	\$70.21	\$4.47	\$74.68	\$74.87	\$0.19
Mar-22	787	\$76.46	\$4.47	\$80.93	\$74.99	(\$5.95)
Apr-22	787	\$73.50	\$4.47	\$77.97	\$74.82	(\$3.14)
May-22	780	\$49.96	\$4.47	\$54.43	\$74.70	\$20.27
Jun-22	779	\$66.93	\$4.47	\$71.40	\$74.59	\$3.19
Jul-22	786	\$57.87	\$4.47	\$62.34	\$74.07	\$11.73
Aug-22	791	\$80.65	\$4.47	\$85.12	\$73.81	(\$11.31)
Sep-22						
Oct-22						
Nov-22						
Dec-22						
Total	6,274	\$68.07	\$4.47	\$72.54	\$74.63	\$2.09